



2025/2026 Summary Report

Total Deer/Vehicle Collisions (DVCs)

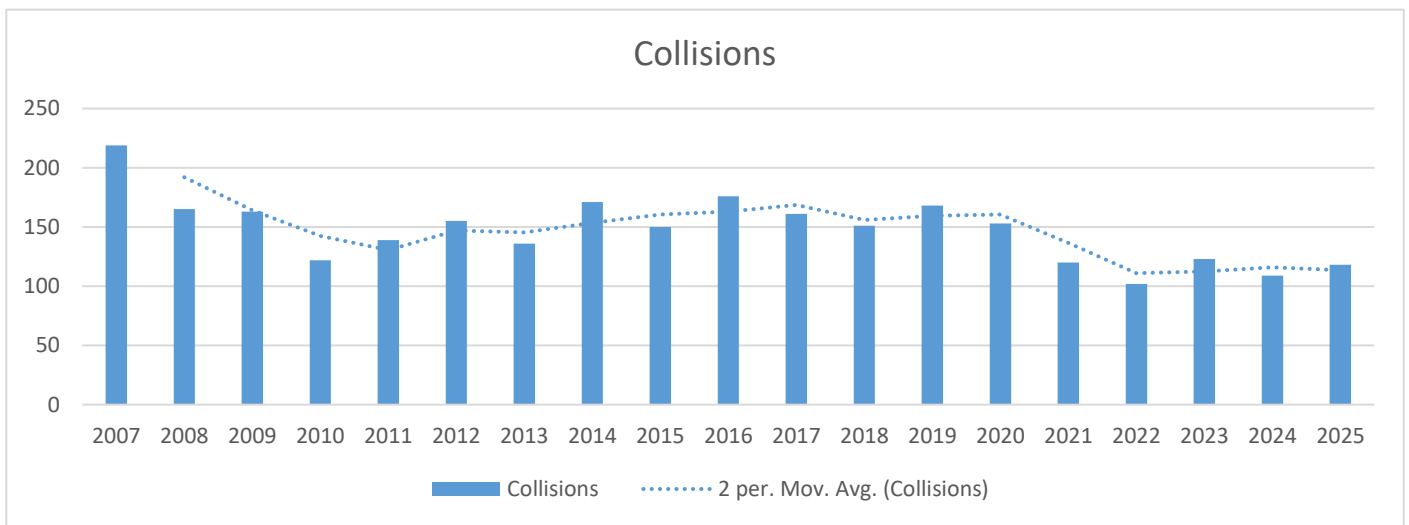
2025 - 118 collisions (60 in Oct. Nov. and Dec.)

2024 - 109 collisions (47 in Oct. Nov. and Dec.)

2023 - 123 collisions (78 in Oct. Nov. and Dec.)

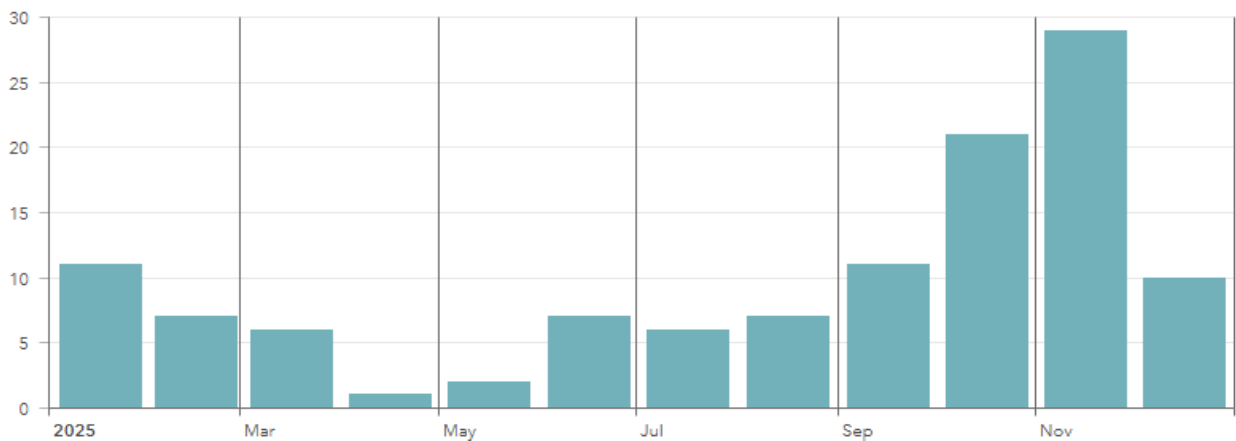
2022 - 102 collisions (45 in Oct. Nov. and Dec.)

2021 - 120 collisions (50 in Oct. Nov. and Dec.)

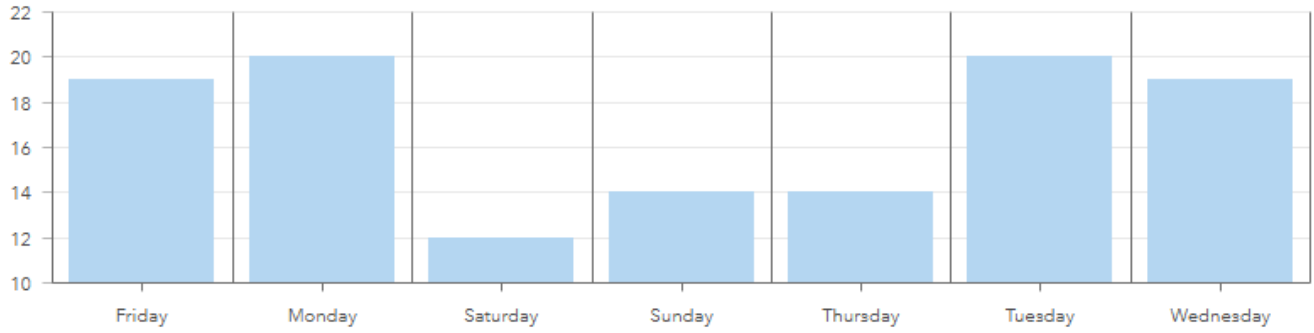


<u>% change (20'- 21')</u>	<u>% change (21'- 22')</u>	<u>% change (22'- 23')</u>	<u>% change (23'- 24')</u>	<u>% change (24'- 25')</u>
-21%	-15%	+21%	-12%	+9%

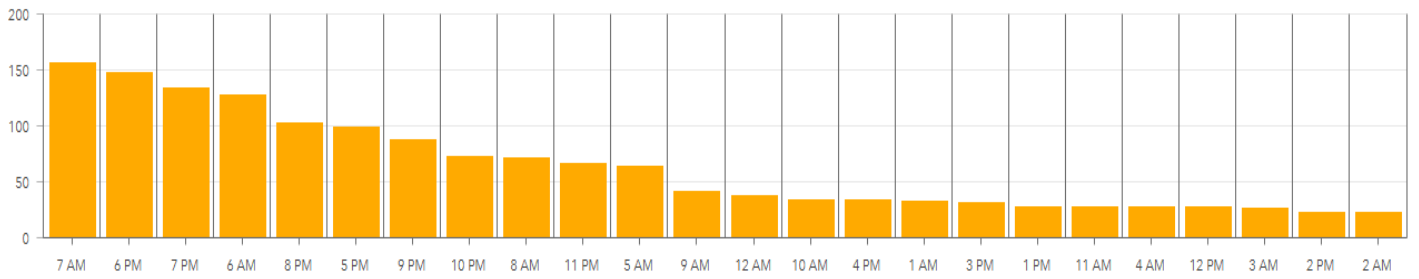
Dear Crashes per Month in 2025



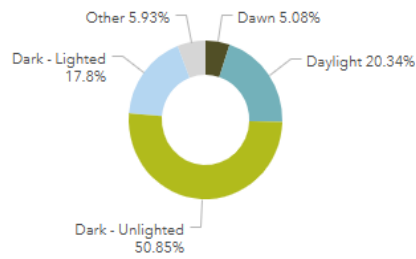
Dear Crashes per Day of the Week



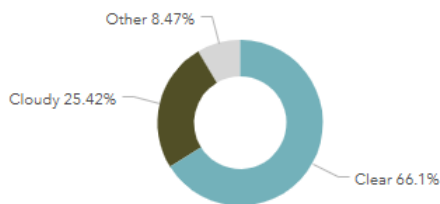
Time of Day



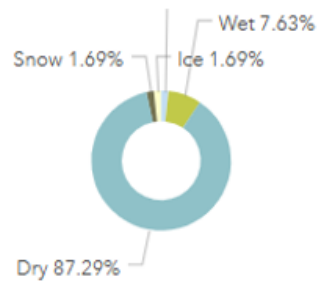
Light Condition



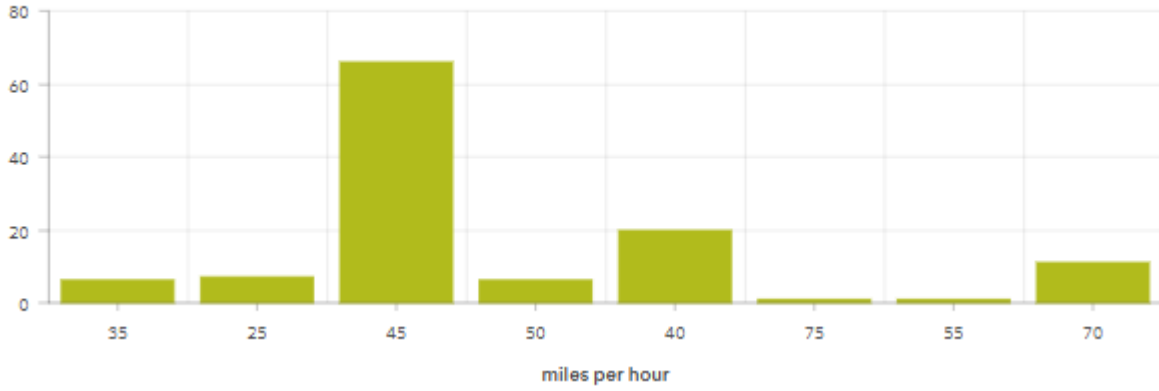
Weather Condition



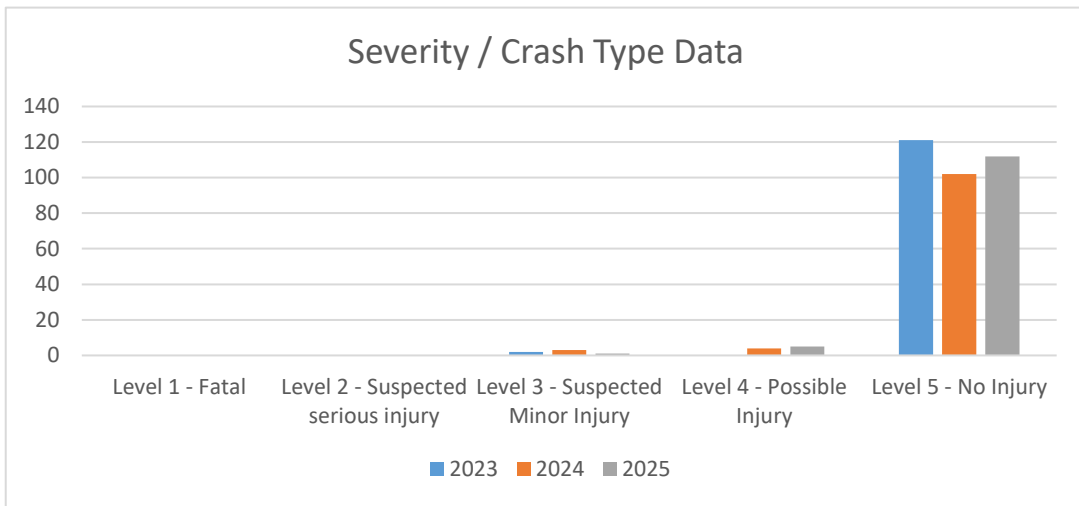
Road Condition



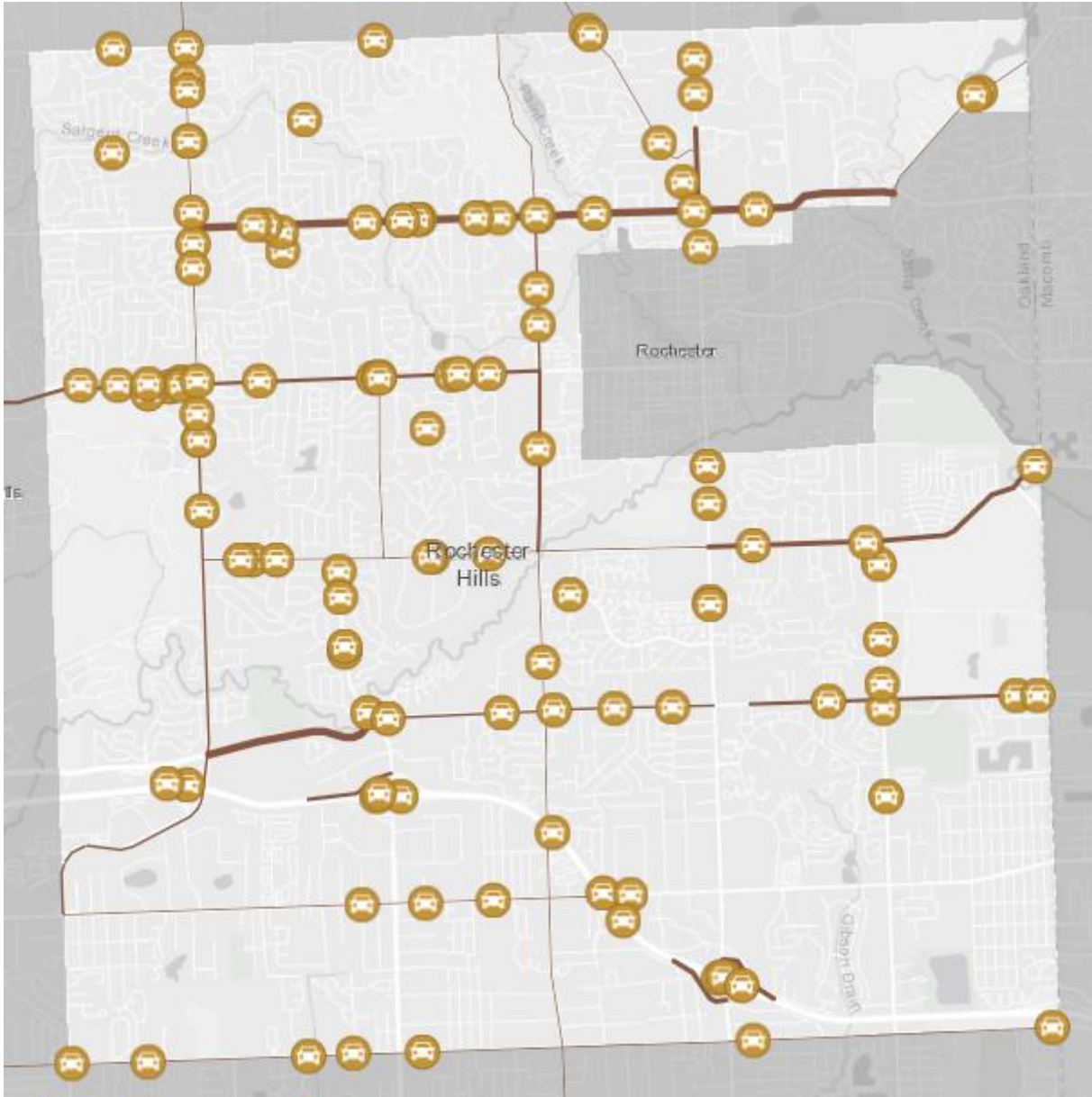
Speed Limit



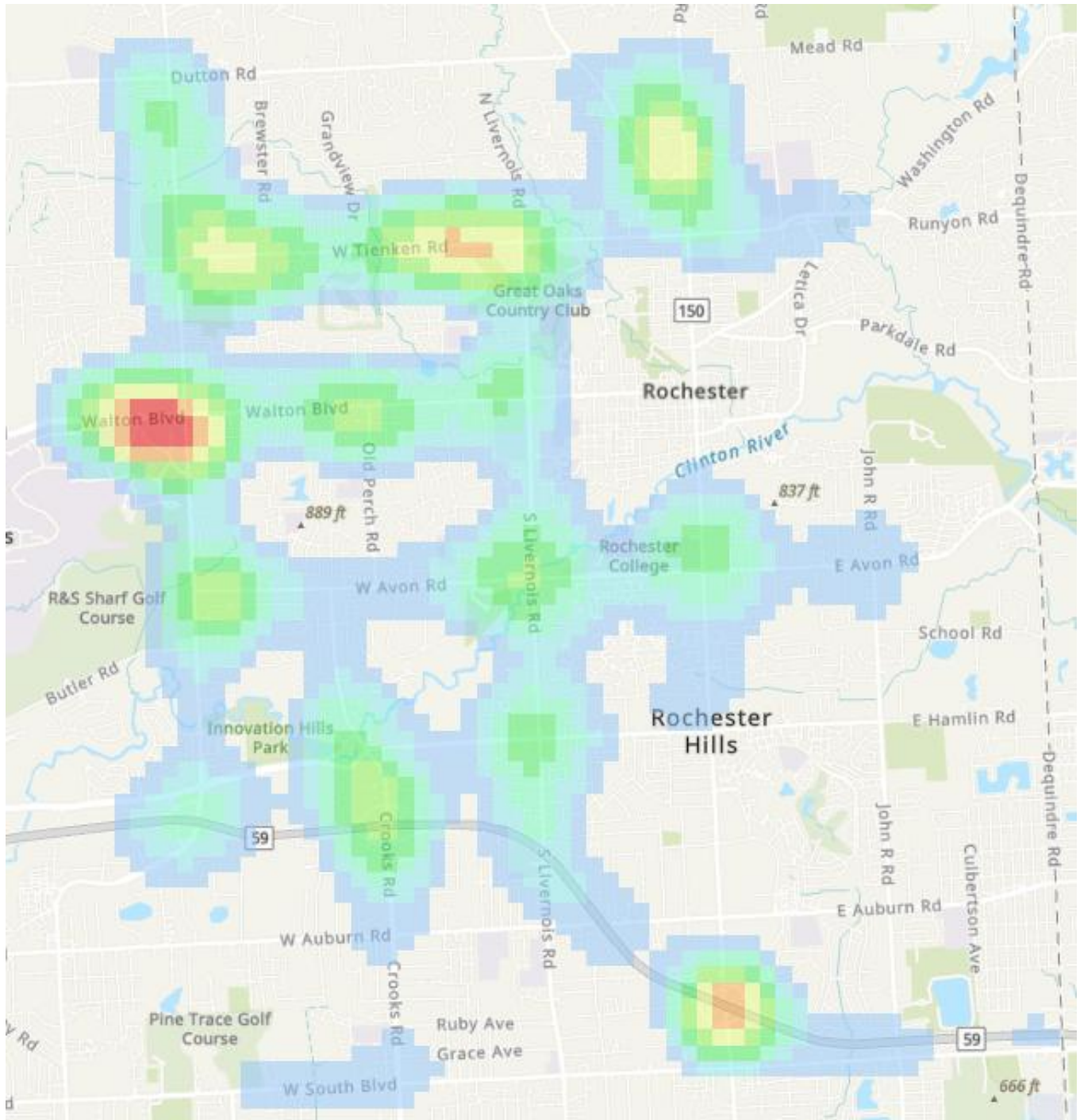
Severity of Injuries in 2024 Collisions



2025 DVC Locations



High Vehicle Deer Crash Areas - Based on DVC data over the past 5 years

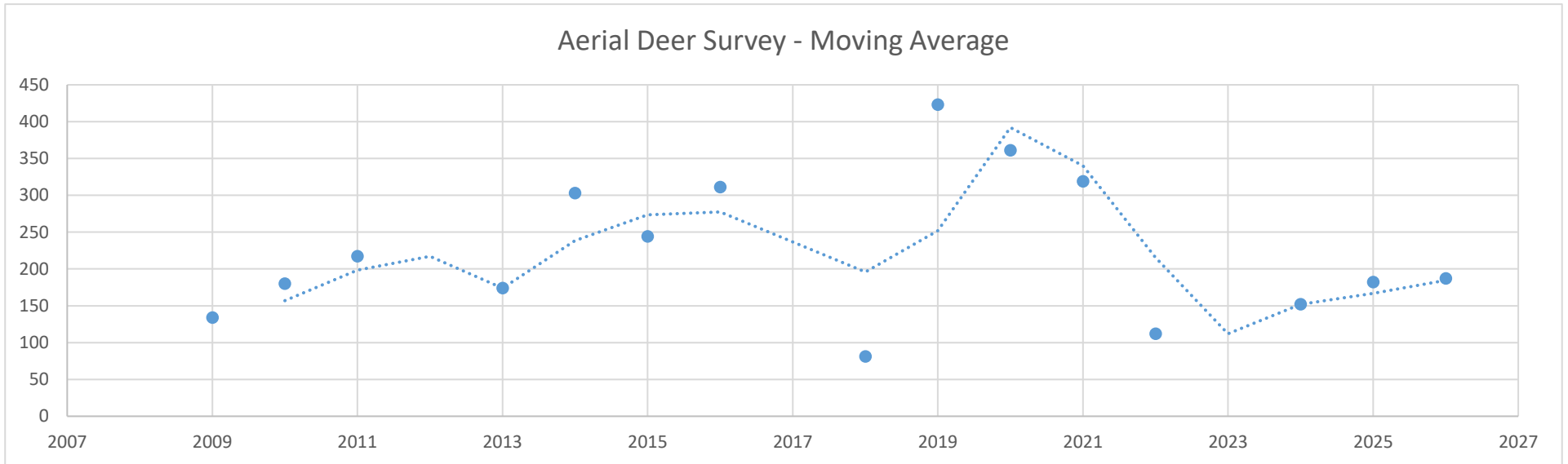


2025/26 Rochester Hills Deer Data Report

		AERIAL DEER SURVEY RESULTS																
Property	Acreage	2026	2025	2024	2023	2022	2021	2020	2019	2018	2016	2015	2014	2013	2012	2011	2010	2009
RP 1: Butler / O.U.	346	22	23	21	NO	13	41	99	75	0	70	32	23	27	NO	32	30	15
RP 2: Innovation	118	9	4	0	SNOW	10	52	22	59	17	48	56	52	14	SNOW	21	20	15
RP 3: Adams / Avon	131	6	14	12		12	31	20	32	8	9	16	44	9		14	30	13
RP 4: Meadowbrook Sub	130	13	17	5	NO	3	0	12	0	0	18	3	3	4	NO	3	0	3
RP 5: City Hall	126	28	12	14	COUNT	10	53	37	56	18	50	53	75	28	COUNT	44	26	22
RP 6: Bloomer	314	34	39	25		10	34	56	59	18	51	21	23	28		13	7	12
RP 7: Winkler	115	21	17	13		11	30	25	28	0	15	14	9	16		22	24	16
RP 8: N. Rochester	229	22	21	31		17	26	28	39	8	19	13	21	5		12	18	17
RP 9: Fairview Sub	219	19	25	12		26	15	37	27	8	28	14	31	20		35	25	13
RP 10: Fairview comm.	94	13	10	19		0	37	25	48	4	3	22	22	23		21	0	8
RP 11: Spencer	251	0	0	0		0	NA	NA	NA	NA	NA	NA	NA	NA	NA	NA	NA	NA
TOTAL	1822	187	182	152		112	319	361	423	81	311	244	303	174		217	180	134
							*			**								*

* EHD outbreak

** Limited visibility / Not reflective of an accurate count



Documented Calls and Complaints Regarding Deer by Natural Resource Staff/Other Depts.

