



# Fire Department 2019-2021 Budget



# Mission Statement

*The mission of the Rochester Hills Fire Department is to protect and preserve life and property through the highest quality of service.*



# 2018 Accomplishments

Purchased new aerial ladder through current Fire Apparatus Contract. Since inception of the contract there has been \$470,000 in savings.

Apparatus compliment that is standardized.

Current projections show the Fire Capital Fund solvent through 2030.



# 2018 Accomplishments

The Rochester Hills Fire Department began a second recruit class towards the end of 2017, with the group graduating in early 2018.

The addition of these personnel assisted to minimize overtime and improve overall service levels to our residents.



# 2018 Accomplishments

The Rochester Hills Fire  
received an ISO Rating of  
“2”

RHFD is one (1) of only eight  
(8) departments in  
Michigan with a Class 2  
rating.

Only 3% of fire departments  
(1,482 of 43,000) in the  
Nation are rated a Class 2.



# 2018 ACCOMPLISHMENTS

The construction at Fire Station 4 is nearing completion.



# 2018 ACCOMPLISHMENTS

In 2018 the Rochester Hills Fire Department completed our 5-Year Strategic Planning Process

This strategic plan will be the organizational blueprint for the department.



# How Did We Improve as a Department?

Month	2014-Without Available Unit	2015- Without Available Unit	2016- Without Available Unit	2017- Without Available Unit	2018- Without Available Unit
January		32	3	6	4
February		24	4	0	8
March	20	26	2	10	5
April	25	21	2	1	12
May	28	15	2	1	7
June	31	12	5	11	9
July	33	13	5	10	4
August	32	8	6	3	
September	31	7	3	11	
October	26	10	7	2	
November	30	2	10	9	
December	39	2	6	6	
<b>Totals</b>	<b>295</b>	<b>172</b>	<b>55</b>	<b>70</b>	<b>41</b>

➔ 275> without a unit 75% or more of the time

➔ 94< without a unit 25% or less of the time

➔ 94 to 179 without a unit 25% to 50% of the time

➔ 180 to 274 without a unit 50% to 75% of the time

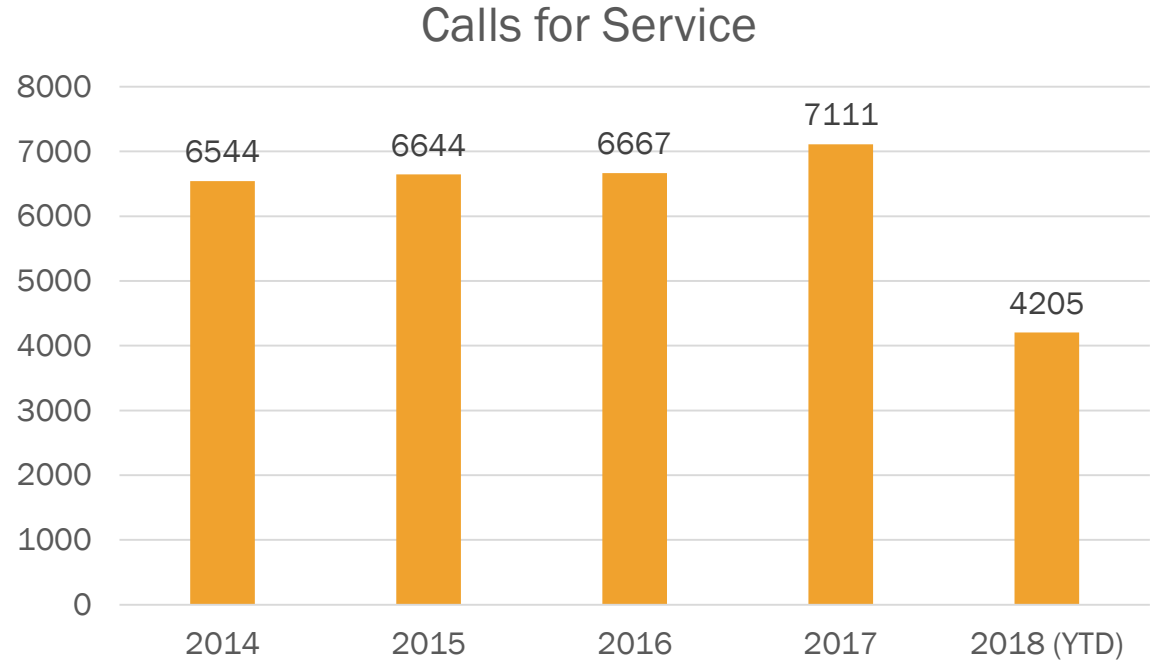




# Total Calls for Service

2017, responded to an all time high of 7,111 incidents or 1 incident every 1 hour 14 minutes

YTD the average response time is 5 minutes and 41 seconds



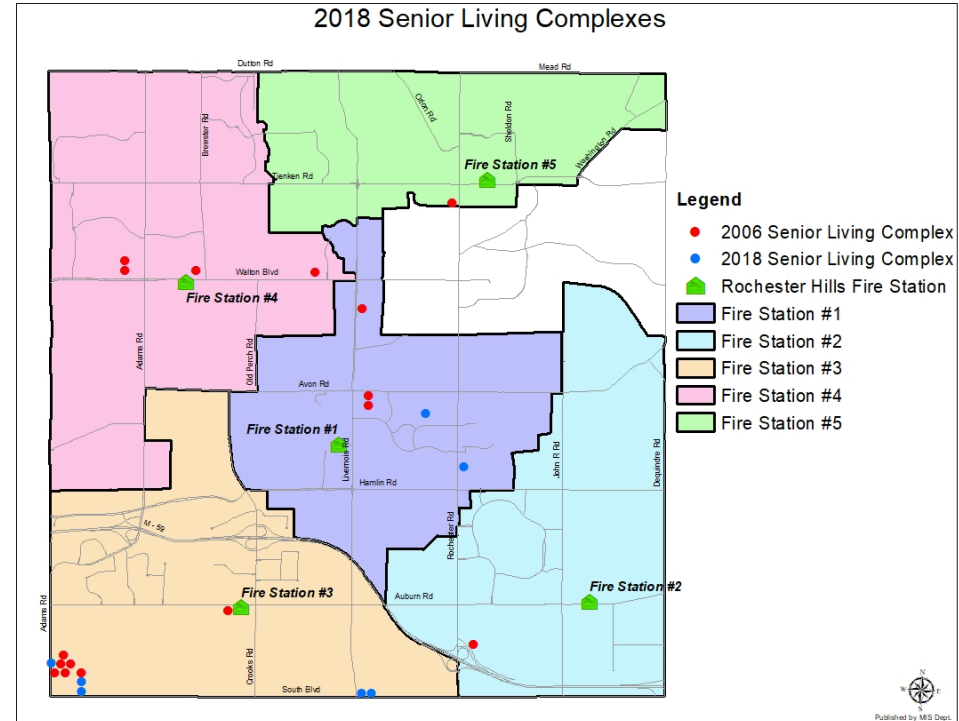
# TOTAL CALLS FOR SERVICE

## Assisted Living, Senior Living, and Nursing Homes

- 2006- 16 Facilities
  - 981 Incidents
- 2017- 23 Facilities
  - 2,236 Incidents

Almost a 2.5x increase in Incident Volume from these facilities.

This number continues to grow.



# Challenges of the Future

- **Incident volume continues to grow.**
  - **2018, on pace for over 7,300 incidents.**
- **Community Risk Reduction Division challenged to keep up with increased demands.**
- **Candidate Pool for Part-Time and Full-Time Personnel sparse.**
- **Consistent Mutual / Automatic Aid response when needed.**



# GOALS FOR 2019

## Strategic Planning Cycle



# Goals for 2019

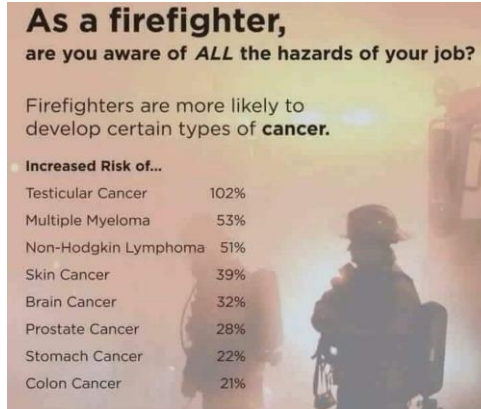
- Continue to address Health, Fitness, and Wellness of personnel.
- This movement continues to gain momentum industry wide as we learn more about the threats posed by the job.

**As a firefighter,**  
are you aware of *ALL* the hazards of your job?

Firefighters are more likely to develop certain types of **cancer**.



Increased Risk of...

Testicular Cancer	102%
Multiple Myeloma	53%
Non-Hodgkin Lymphoma	51%
Skin Cancer	39%
Brain Cancer	32%
Prostate Cancer	28%
Stomach Cancer	22%
Colon Cancer	21%



**Suicide in the  
Fire and Emergency Services**

Adopting a Proactive Approach to Behavioral Health Awareness and Suicide Prevention



# Goals for 2019

**Continue to identify areas of potential hazards within the Community.**

**Increase exposure to senior population for Slip, Trip, and Fall prevention.**

**Further relationships with Senior Living facilities to address Fire and Life Safety concerns.**



# Why We Do What We Do.....



**To improve our resident's Quality of Life !**

# THANK YOU



**Driven to  
be the  
Best!**

