


City of Rochester Hills Building and Ordinance Compliance Department

August 16, 2010

City Council 2011-2013 Budget Workshop



**There's an
elephant in
the room**



Walking a different path

Walking a different path

- Only nationally accredited building department in Michigan; one of only fifteen in the nation.
 - Professionally certified staff
 - Quality control
 - Performance measures
 - Resource for other communities in Michigan and the USA
- Our staff developed an inter-local agreement with Oakland County communities for damage assessment services in an emergency.
- Currently working with two communities on an inter-local agreement to share inspection services.

Walking a different path

Facilities Division moved to Building Department

Why?

- Roger Rouse and Facilities Staff have developed a lean and efficient operation.
- Technical skills of the Building Department Staff add value, cost saving, efficiencies, and additional resources for Facilities staff.

Changing the way we operate

Building Department is now divided into three Divisions:

Building
Ordinance
Facilities

Building Division's Purpose

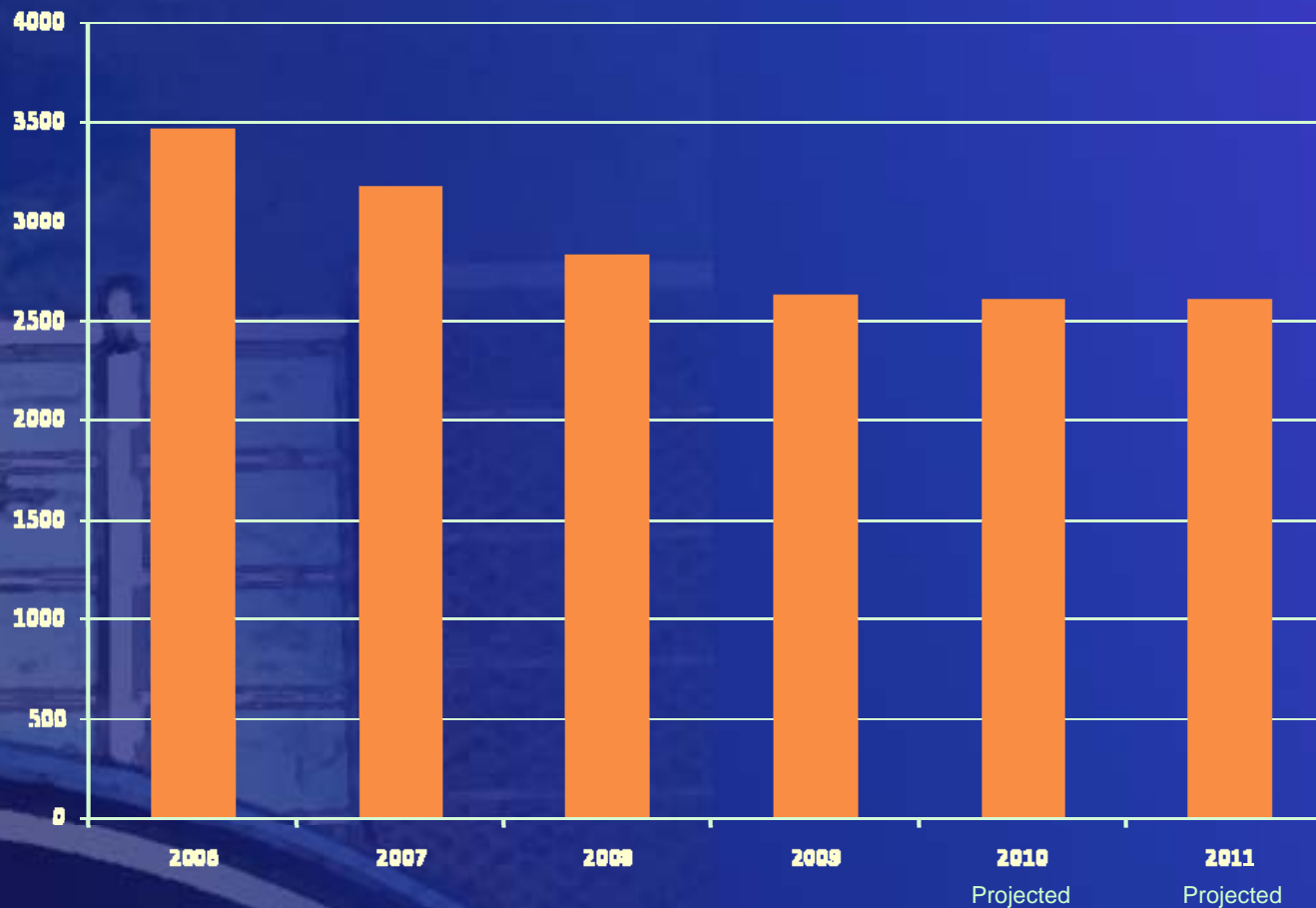
- To make sure that buildings in our community are safe for everyone to enjoy
- To be a helpful partner in the construction process

Walking a different path

A “Partnership Mentality”

- Building Department a key component to attracting businesses and keeping buildings safe
- Planning and Development focus on economic development
- Responding to the pace of the business community
- Introduction of a fast permit process
- A helpful partner in the construction process

Building Department Total Permits



TOTAL PERMITS DECREASED 25% FROM 2006

Signs of Recovery



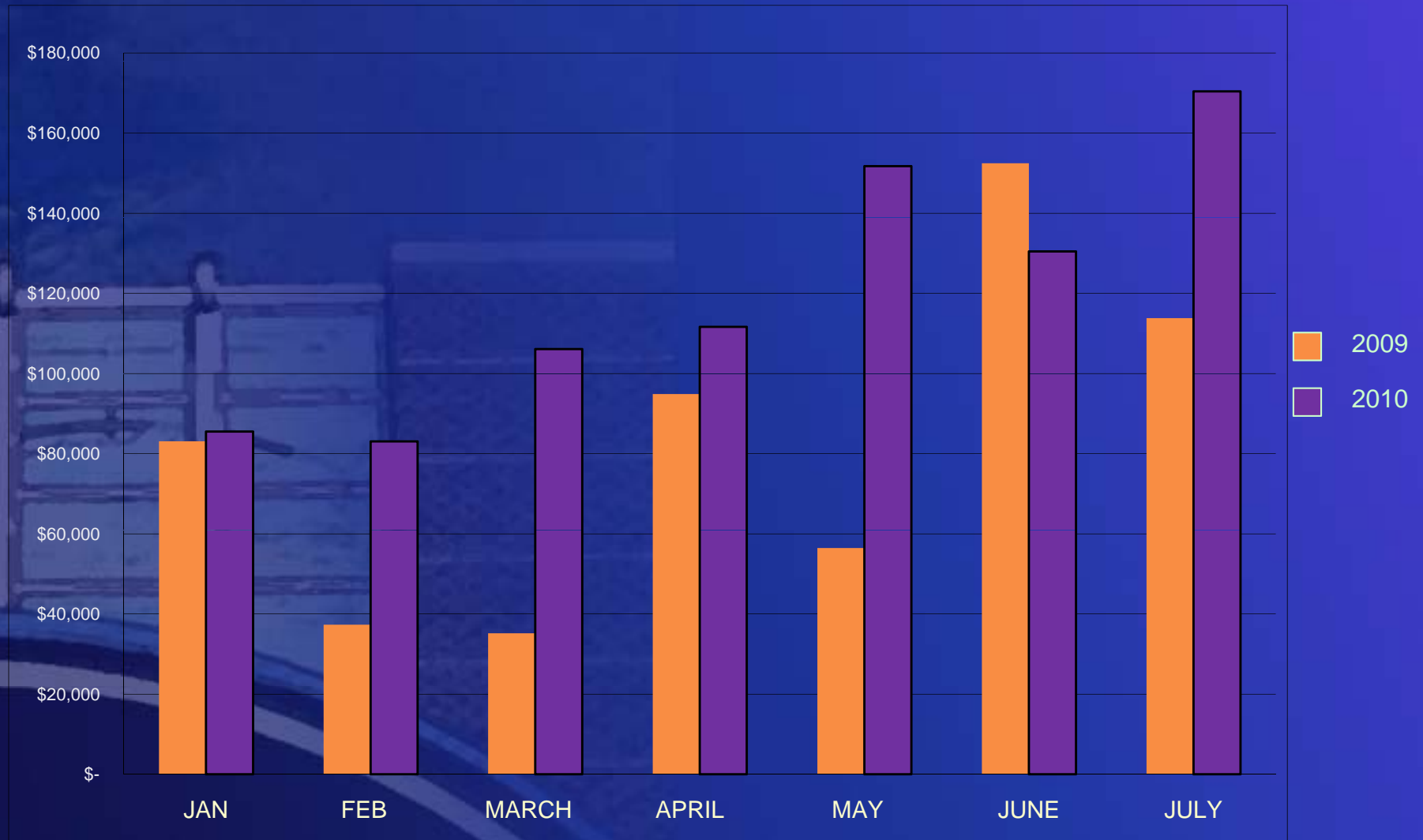
- **New house construction activity**
 - 34 through June 2010
 - 18 through June 2009
- **Commercial projects moving forward**
 - 69 through June 2010
 - 62 through June 2009
- **Cautiously optimistic**

Building Department Building and Trade Permits

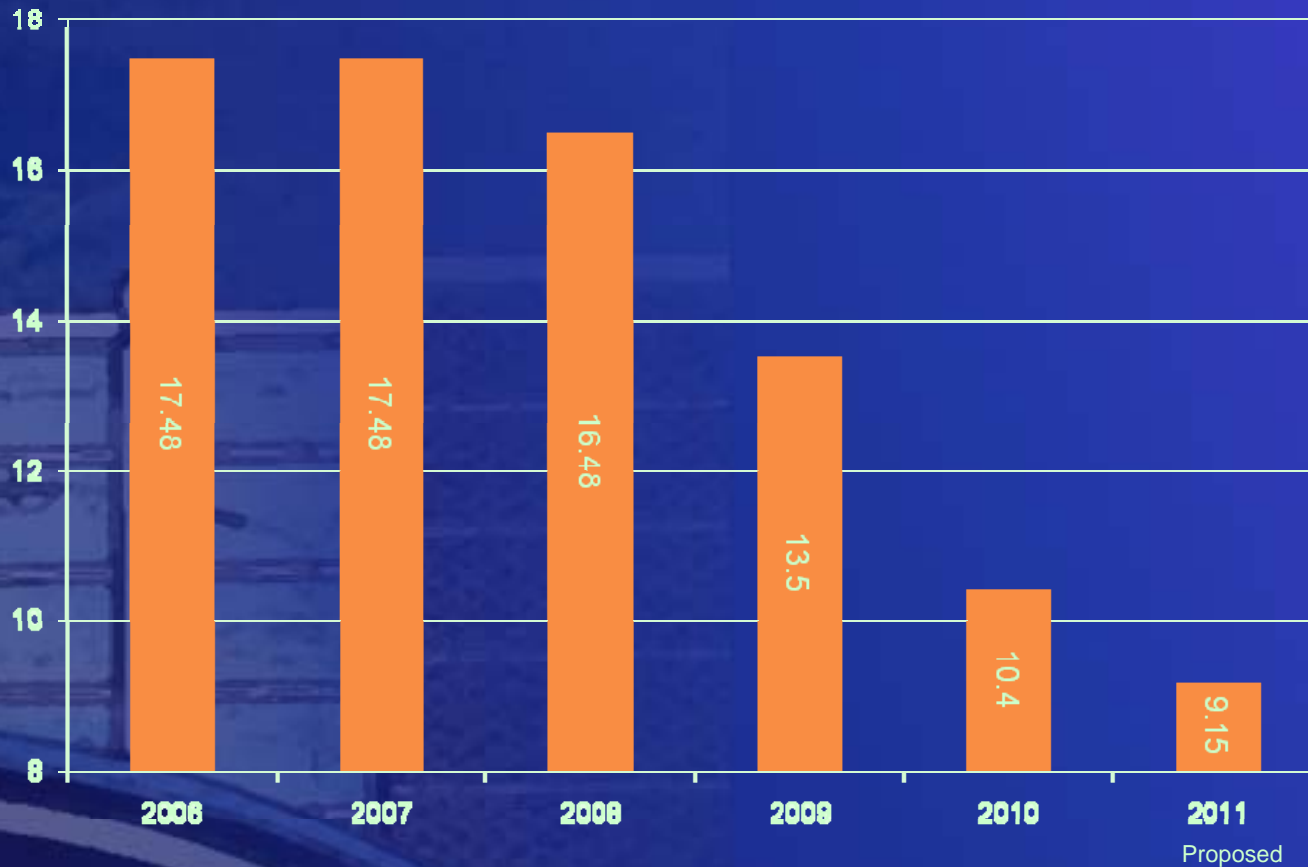


2010 PERMITS UP 27.5 % FROM 2009

Building Department Revenues 2009 (Jan. – July) Compared to 2010 (Jan. – July)



Building Division Staffing Levels (Full Time Positions)



Staffing level reduced 41% from 2007 level
2007 staff = 17.48
2011 staff = 9.15
Reduction of 8.33 Full Time Positions

■ Staff reductions

2008: One(1) full time position

2009: Three (3) full time positions

2010: Three (3) full time and two (2) part time positions

2011: 1.25 full time positions

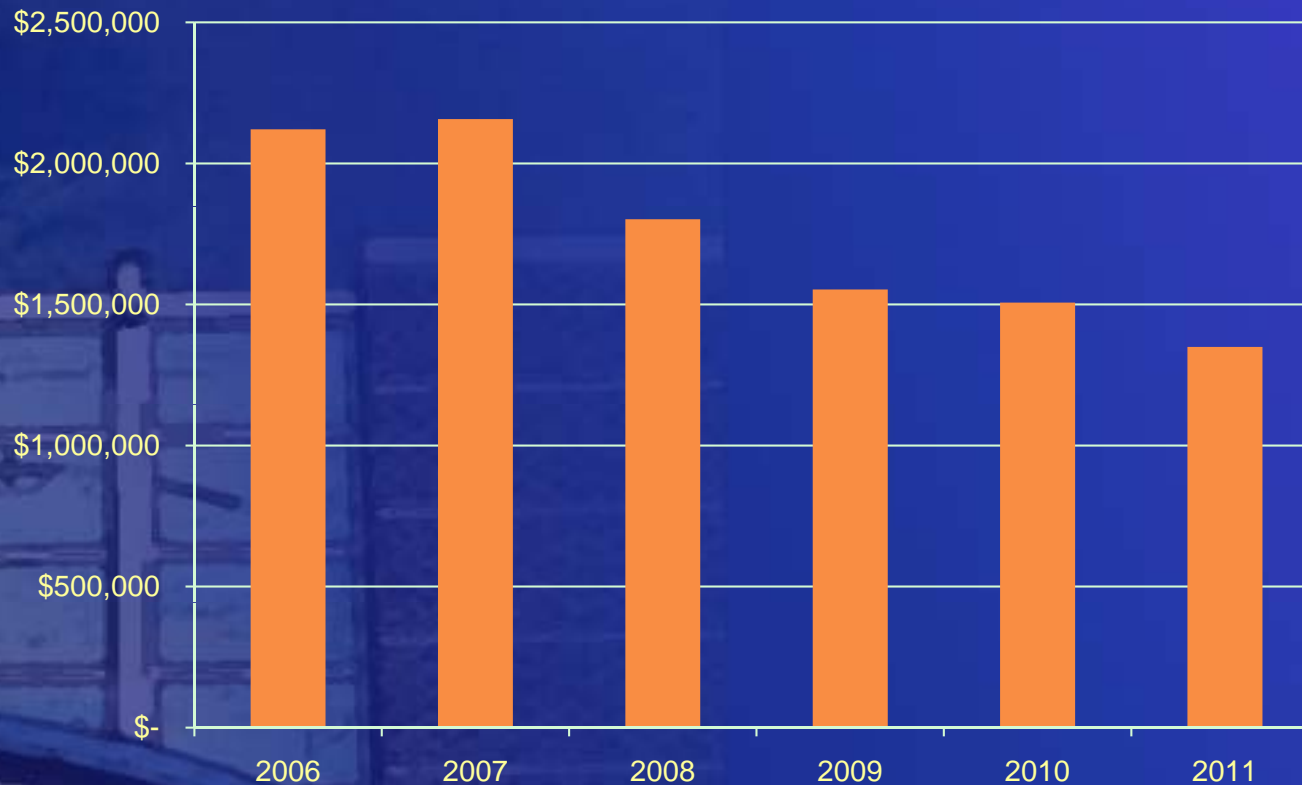
2007 – 2011: Salaries and wages decreased 39.2 % or \$667,752

2011: Salaries and wages decreased 11% or \$84,060 from 2010

Re-evaluating and closely monitoring all expenses:

1. All overtime eliminated
 - 2005: 3,300 hours
 - 2011: 0 hours
 - Equal to reducing staff by 1.5 full time positions
2. Each account:
 - Significant reductions noted on page 145

Building Department Expenditures 2006 - 2011



Expenses reduced 37% from 2007

2011 proposed expenditures reduced 9.5 % from 2010 budget.

Changing the way we operate

Building Division has changed dramatically over the past three years.

- Staff reductions
- Reorganized
- Multi-trade inspectors
- Utilizing our resources (cost savings and efficiencies)
 - Facilities work
 - Area maintenance water meter usage
 - Pathway obstructions
 - Community Development Block Grant Program (CDBG)
 - Minor home repairs
 - Energy Efficiency and Conservation Block Grant (EECBG)
 - Managing 30 different construction projects
 - Energy audits

City of Rochester Hills Building Department

Ordinance Division

August 16, 2010

City Council 2011-2013 Budget Workshop

Ordinance Division's Purpose

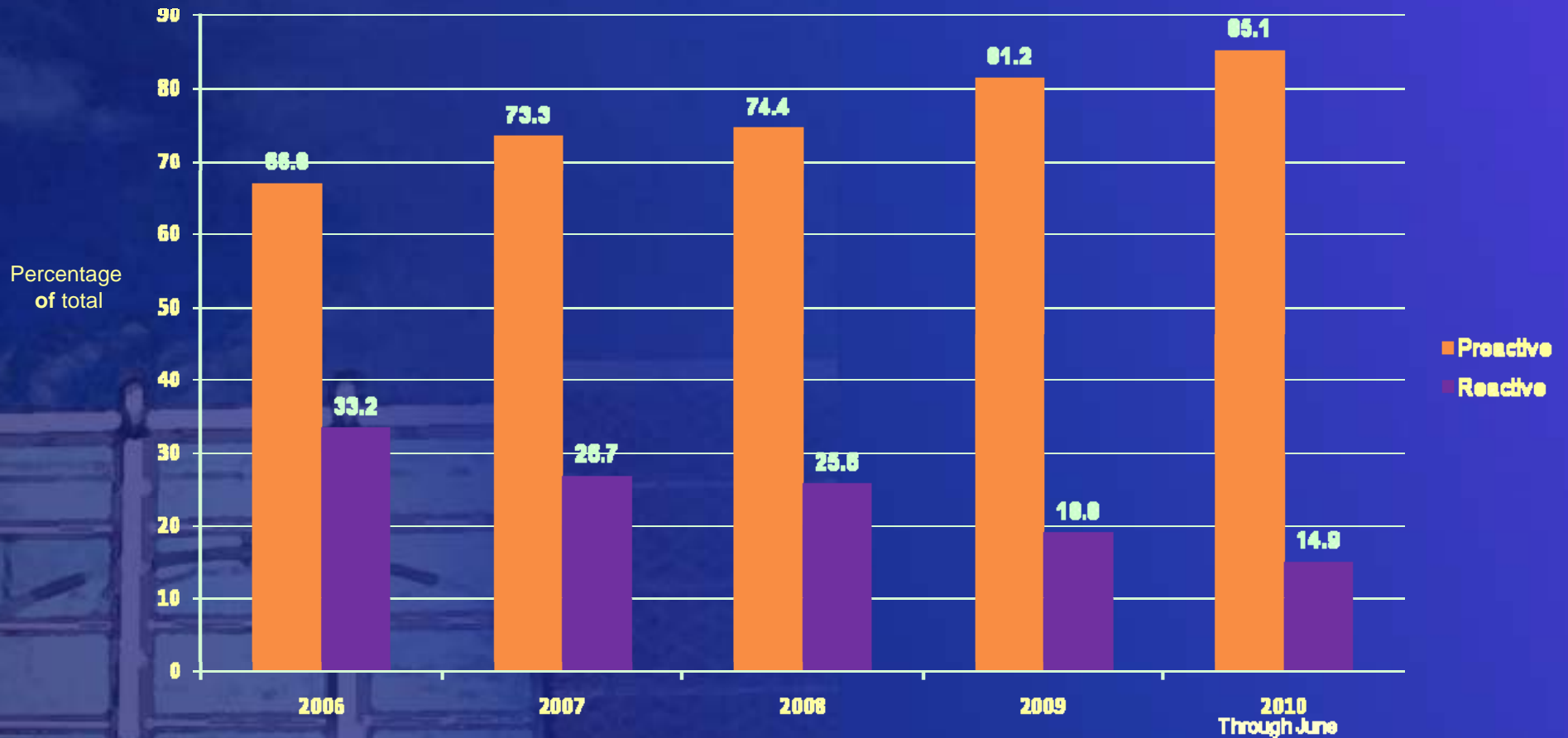
To enhance and preserve the quality of life in our community by developing and effectively enforcing the City ordinances.

Single Solid Waste Hauler Recycle Bank



- 90% of all homes recycling at least once a month.
- 67% signed up for recycle bank rewards. Normal 1st year sign up is 30-40%.
- 75 complaints in 2010 January to June
 - 1,161,864 service stops
 - 99.994% success rate

Proactive/Reactive



	Proactive	Reactive	Total
2006	997	496	1493
2007	1430	522	1952
2008	968	333	1301
2009	1,387	321	1,708
2010	758	133	891

Proactive
2006 67%
2010 85%

Proactive: Ordinance Inspector initiated
Reactive: Complaints received and verified

Home Foreclosures



A proactive approach

- Currently 540 homes in foreclosure
- Each inspected monthly
- 2,975 inspections completed year to date
- 122 outstanding violations

Connecting With Our Residents



HOA Meetings Spring and Fall



Ordinance Division

➤ Significant Changes

1. All overtime eliminated
2. Salaries and wages decreased 6.1% or \$33,700.00
3. Each account re-evaluated. See page 149 for significant changes.

➤ Improving the way we operate

1. Laptop Computer Program for Ordinance Inspectors
 - Four laptop computer and printers
 - Improve efficiencies
 - Reduce customer service workload

535 Weed Control

- Additional notice: postcards sent to vacant lot owners
- Focus on vacant homes

