


ROCHESTER HILLS HISTORIC DISTRICTS COMMISSION

Application for Approval of Modification/Construction of Resource
(New Construction / Demolition)



(There is no fee for this Application)

NOTE: All information must be received at the Rochester Hills Planning and Development Department at least three (3) weeks prior to the Historic Districts Commission Meeting. Regular meetings are held on the second (2nd) Thursday of each month.

Address and Site: 1050 East Tienken
(Street Address)

ROCHESTER HILLS
(City) (State) (Zip)

Location of Site: Stoney Creek Historic District

Sidwell Number: 352-031

Requesting Approval For: (Check all that apply)

- | | | | |
|--------------------------|---------------------|-------------------------------------|-------------|
| <input type="checkbox"/> | New Building | <input type="checkbox"/> | Residential |
| <input type="checkbox"/> | Addition | <input type="checkbox"/> | Commercial |
| <input type="checkbox"/> | Exterior Alteration | <input checked="" type="checkbox"/> | Other |
| <input type="checkbox"/> | Building Relocation | <input checked="" type="checkbox"/> | fence |
| <input type="checkbox"/> | Demolition | | |

Historic District Location: (Check one)

Stoney Creek Winkler Mill Pond Non-contiguous

For an Existing Home/Structure: Year Built: 1846

History of site, structure(s), and building(s):

Historic Original Home 1846 with additions approx 1990

Historic outhouse ???

Brick Shed ?? 1920's ?? maybe 1940's ??

Description of Proposed Work: A picket fence to enclose a portion of the backyard to stop a toddler from getting out on to Tienken. The fence will start at the rear corners of the house; extend across the side yards to the property lines; then back towards the rear of the property. see Attached site plan.

NOTE:

Applicants are required to provide the following information to the Historic Districts Commission at least three (3) weeks prior to the meeting date.

In accordance with Chapter 118, Historical Preservation, of the Code of Ordinances for the City of Rochester Hills, the following information applies:

Sec. 118-161 Permission required. Before construction, alteration, repair, moving or demolition affecting the exterior appearance of a structure, or the construction of a new structure or part thereof, within a Historic District, the person proposing to take such action shall apply for and obtain permission to do so from the Historic Districts Commission. Permission is required regardless of whether a building permit is required.

Sec. 118-162 Procedure. A person seeking to perform work on a resource within a Historic District shall proceed as follows:

1. Information for Commission: Any such person shall provide the following information to the Commission at least three (3) weeks prior to the meeting at which the matter is to be considered. All required information submitted shall include the person's name and address. The scale used for plans and drawings shall be indicated in the lower right corner.

(a) Site plan: Fourteen (14) copies of a site plan drawn to an appropriate scale and describing, dimensioning and identifying all major features including property lines, main buildings, outbuildings, parking areas, drives, walkways, fences, major trees, significant variations in grade elevation, relationship to adjacent streets and structures, and the relationship of major features to property lines. A north point shall be indicated on the plan.

(b) Plans and elevations for structure: Fourteen (14) copies of plans drawn to scale (minimum scale of one-quarter inch equals one foot for residential, and one-eighth inch equals one foot for commercial) illustrating the entire exterior perimeter of new resources, existing resources on which work is to be done, and any proposed work, together with pertinent dimensions and depiction of major exterior features including doors, windows, bays, porches, architectural trim and elevations. Details pertaining to exterior building materials shall also be provided including types, finishes and colors, kind and size of exterior wall material, and other significant architectural information. A north point shall be indicated on all plans and drawings.

(c) Other descriptive material: The Commission may consider photographs, research materials or other descriptive information provided.

2. Application to building department: A person requesting to do any work on a resource within a Historic District shall apply to the Building Department and make such application by completing a building permit application accompanied by payment of any fees required in Division 1 of Article V of Chapter 54 of this Code. The application shall be accompanied by required plans and drawings.

3. Building department review: The Building Department shall review the completed application to ensure the proposed work will comply with applicable setback and other planning, zoning, and environmental requirements and any other applicable Ordinances.

Please note: A complete copy of the Historical Preservation Ordinance is available on-line through the City's website (Chapter 118 of the Code of Ordinances) or upon request.

I live in the Rochester Stoney Creek Historic district on Tienken Road
- 1050 Tienken.

Our home was built approximately in 1846.

I need to build a fence in my backyard to contain my 2 year old boy &
stop him from running out to the front and onto Tienken Road.

Here is a Description of work:

The fence will be a picket fence.

The fence will be constructed from natural wood – cedar.

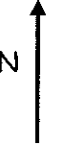
The fence will be similar to the other natural wood fences in the district. (960
Tienken; 1002 Tienken; 1045 Tienken;...)

There will be 3 gates – constructed from pieces of the same panels that the fence is built from.

The posts will be plain – similar to the posts at the historic school.

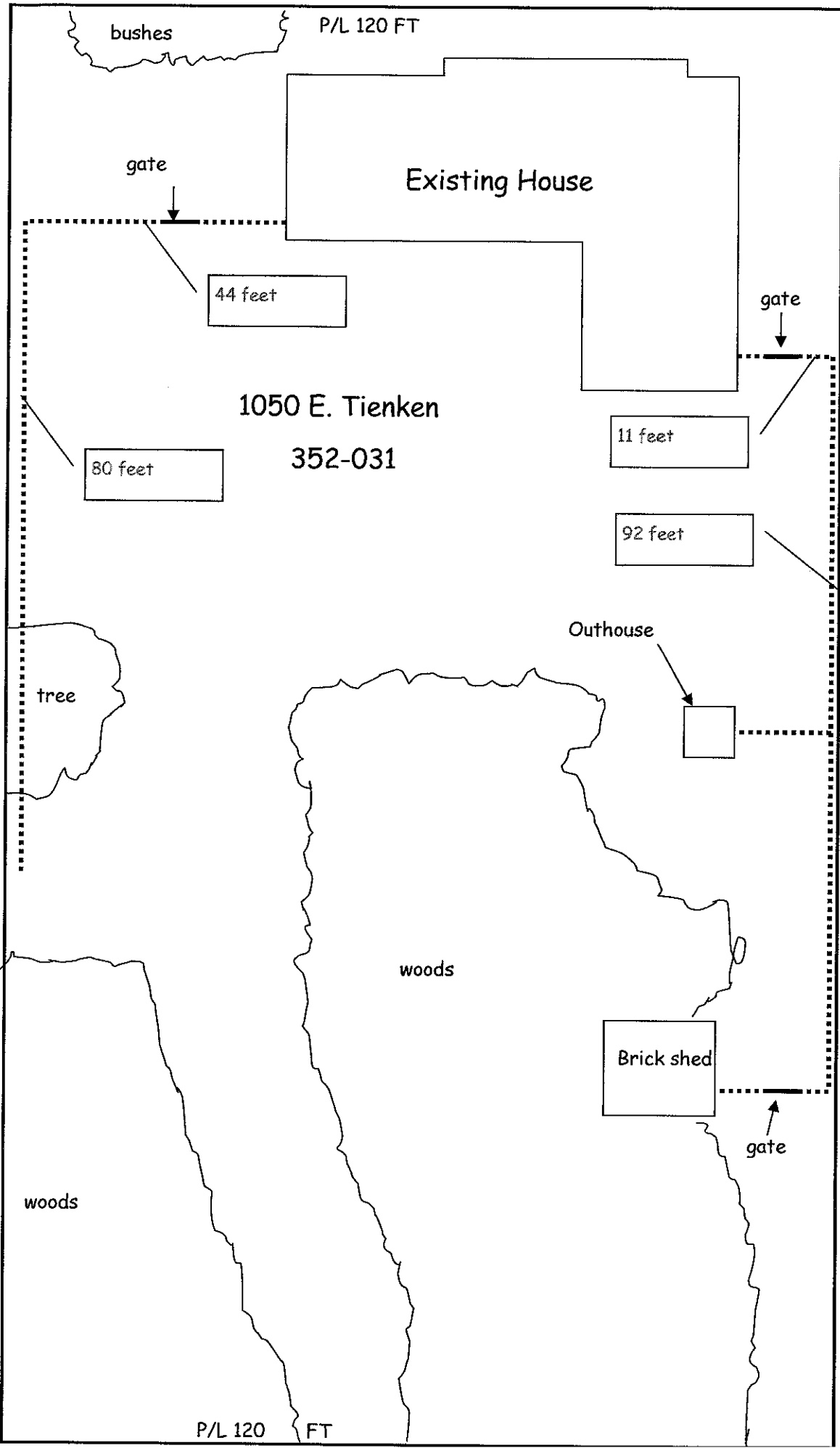
The fenceline will proceed from near the rear corners of the house
sideways to the property line; go towards the back of the property 1
foot inside the property line - parallel to the property line; the
fence will turn/branch at 90 degrees to connect to the side of the
outhouse and brick shed in the back of the property. Gates will be
added where it makes sense.

Tienken Road Easement



1 Inch = 20 feet

--- = proposed Fence



bushes

P/L 120 FT

gate

Existing House

44 feet

1050 E. Tienken

352-031

11 feet

gate

80 feet

92 feet

Outhouse

tree

P/L 206 FT

P/L 206 FT

woods

Brick shed

woods

gate

P/L 120 FT




Printed on 07/11/2011 at 6:00 PM

Prices, promotions, styles, and availability may vary. Our local stores do not honor online pricing. Prices and availability of products and services are subject to change without notice. Errors will be corrected where discovered, and Lowe's reserves the right to revoke

of Rochester Hills, MI

Zoomed: Wood Fencing 42" x 96" Cedar Spaced Picket.. close



42" x 96" Cedar Spaced Picket Fence

Write a review!

ADD TO CART

Customize Your Order

- Find Store Pickup Locations
- Find Lowe's Truck Delivery

Parcel Shipping Not Available

Favorites and Reminders

★ Add to Favorites

🔔 Set a Reminder

Go to Your Account

Vinyl Picket Fence	FREEDOM 3' x 8' Classic Gothic Picket Panel	8'L x 3'H White Dog-Ear Picket Fence Panel	Wood Fencing 42" x 8' Premium Cedar Gothic...
\$37.97	\$58.21		

Description Specifications Info & Guides Protection Plans Reviews Q&A

42" x 96" Cedar Spaced Picket Fence

Sections
 Stain resistant white cedar made for the outdoors
 Durable nailed pickets
 Easy to install
 Manufactured from S4S square edged high grade S.P.F.
 One or two backer rails

Are Currently Viewing



Wood Fencing 42" x 96" Cedar Spaced Picket Fence

Item #:39123 | Model #:535

Be the first to write a review!

Here is a sample of a natural cedar wood fence panel.



Gate similar to this (1045 Tienken)
except without fancy posts.

Gate is made from same material as fence.



Post scheme similar to this.
(Stoney Creek Historic School house)