

City of Rochester Hills /  
Regional Transportation Authority  
(RTA):  
Potential Financial Impact  
Presentation

# Millage Rate Comparison

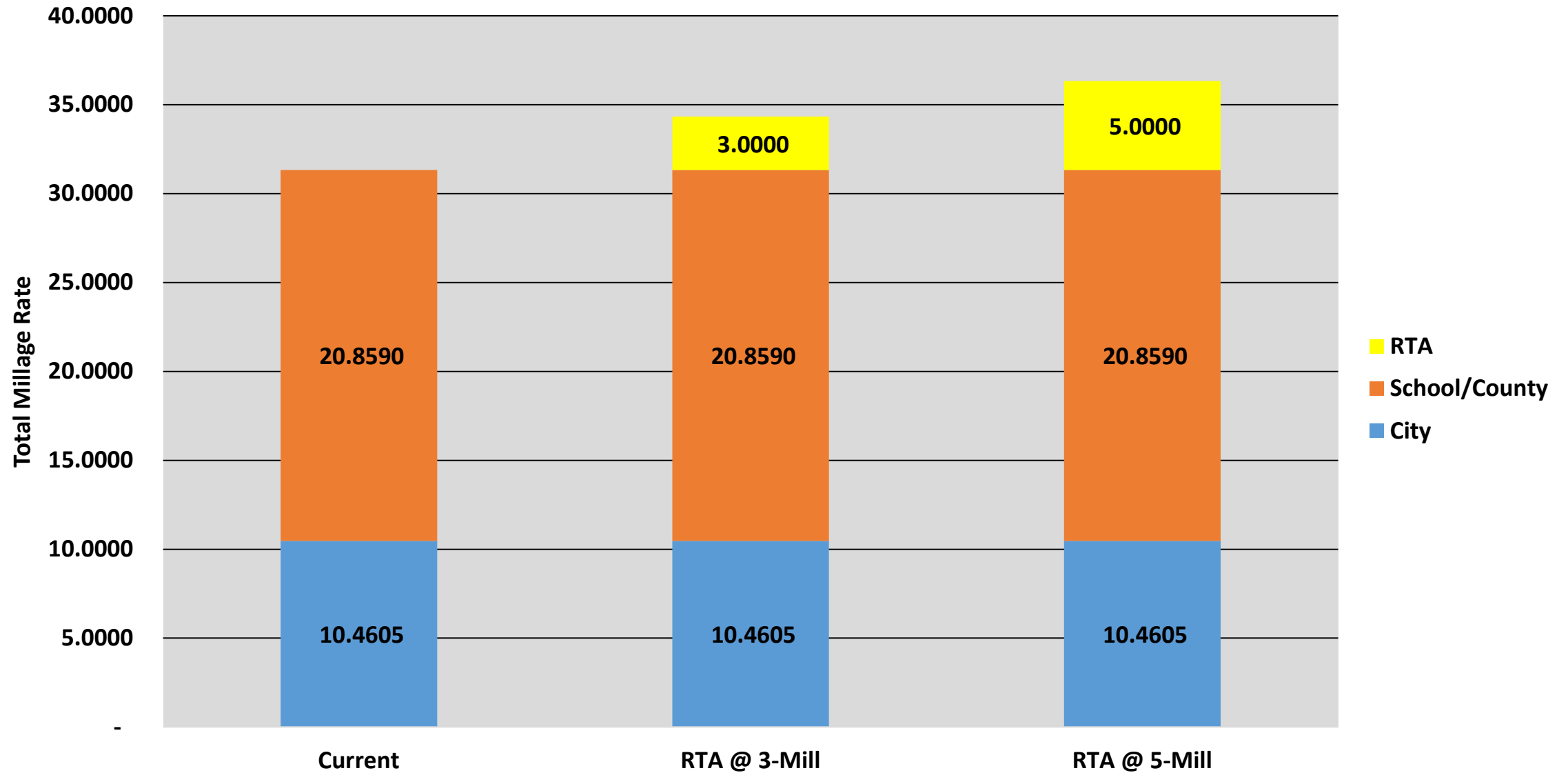
	CURRENT		RTA @ 3-Mill		RTA @ 5-Mill	
<i>Charter Operating</i>	2.6582	8%	2.6582	8%	2.6582	7%
<i>Local Streets</i>	1.0965	4%	1.0965	3%	1.0965	3%
<i>Fire Fund</i>	2.7000	9%	2.7000	8%	2.7000	7%
<i>Special Police</i>	2.3295	7%	2.3295	7%	2.3295	6%
<i>Pathway</i>	0.1789	1%	0.1789	1%	0.1789	0%
<i>RARA: Operating</i>	0.1878	1%	0.1878	1%	0.1878	1%
<i>OPC: Operating</i>	0.3279	1%	0.3279	1%	0.3279	1%
<i>Library: Operating</i>	0.7545	2%	0.7545	2%	0.7545	2%
<i>Debt Funds</i>	0.2272	1%	0.2272	1%	0.2272	1%
<b>City of Rochester Hills Subtotal</b>	<b>10.4605</b>	<b>33%</b>	<b>10.4605</b>	<b>30%</b>	<b>10.4605</b>	<b>29%</b>
Rochester Community Schools	11.3000	36%	11.3000	33%	11.3000	31%
Intermediate Schools	3.2539	10%	3.2539	9%	3.2539	9%
Oakland Community College	1.5303	5%	1.5303	4%	1.5303	4%
Oakland County	4.7748	15%	4.7748	14%	4.7748	13%
<b>RTA Millage</b>	<b>-</b>	<b>0%</b>	<b>3.0000</b>	<b>9%</b>	<b>5.0000</b>	<b>14%</b>
<b>GRAND TOTAL</b>	<b>31.3195</b>	<b>100%</b>	<b>34.3195</b>	<b>100%</b>	<b>36.3195</b>	<b>100%</b>

*Percent Change from Current*

9.6%

16.0%

# Millage Rate Comparison



# Millage Funding Generated Comparison

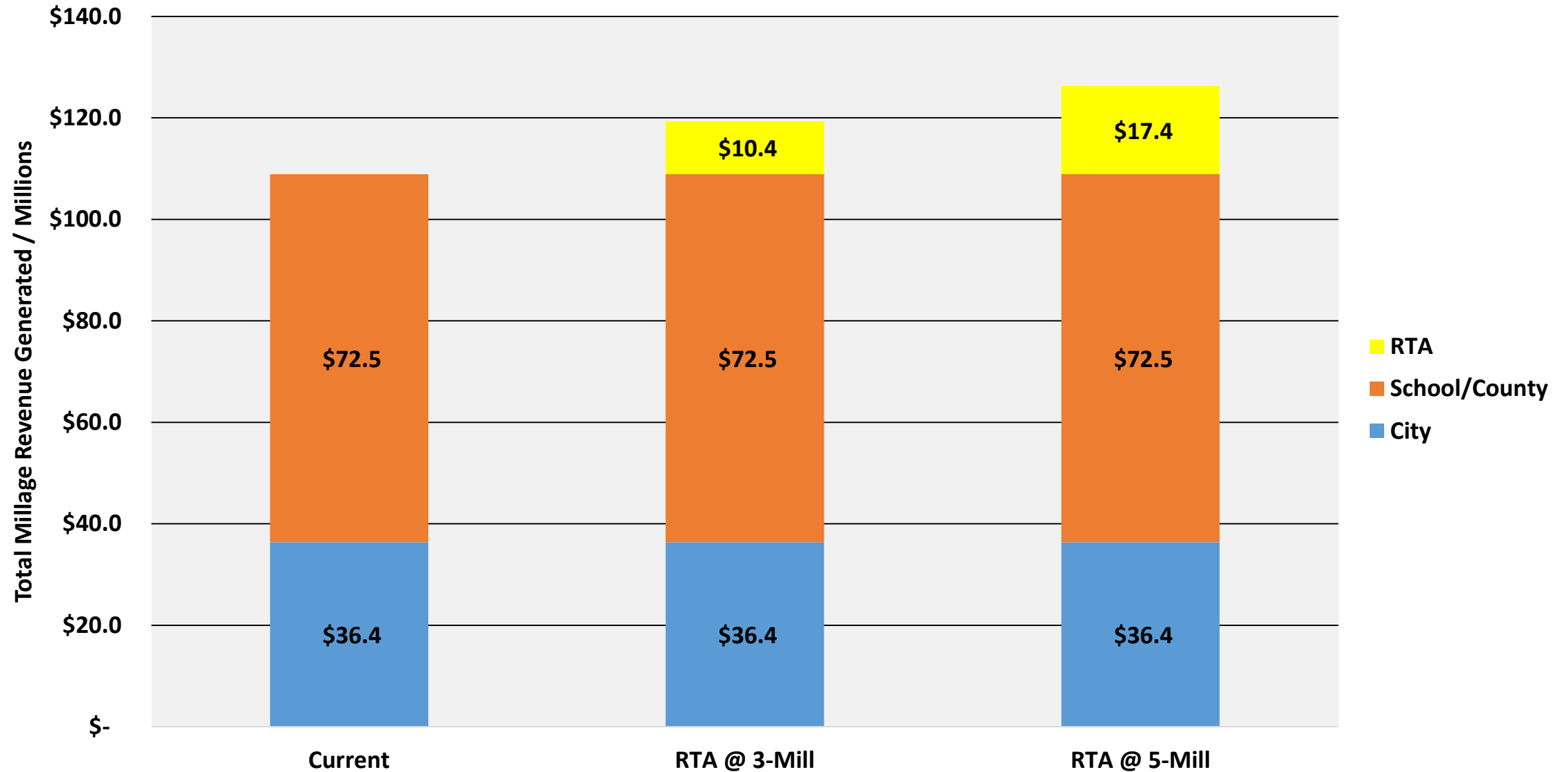
	CURRENT		RTA @ 3-Mill		RTA @ 5-Mill	
<i>Charter Operating</i>	\$ 9,242,433	8%	\$ 9,242,433	8%	\$ 9,242,433	7%
<i>Local Streets</i>	\$ 3,812,478	4%	\$ 3,812,478	3%	\$ 3,812,478	3%
<i>Fire Fund</i>	\$ 9,387,770	9%	\$ 9,387,770	8%	\$ 9,387,770	7%
<i>Special Police</i>	\$ 8,099,559	7%	\$ 8,099,559	7%	\$ 8,099,559	6%
<i>Pathway</i>	\$ 622,027	1%	\$ 622,027	1%	\$ 622,027	0%
<i>RARA: Operating</i>	\$ 652,972	1%	\$ 652,972	1%	\$ 652,972	1%
<i>OPC: Operating</i>	\$ 1,140,092	1%	\$ 1,140,092	1%	\$ 1,140,092	1%
<i>Library: Operating</i>	\$ 2,623,360	2%	\$ 2,623,360	2%	\$ 2,623,360	2%
<i>Debt Funds</i>	\$ 789,963	1%	\$ 789,963	1%	\$ 789,963	1%
<b>City of Rochester Hills Subtotal</b>	<b>\$ 36,370,653</b>	<b>33%</b>	<b>\$ 36,370,653</b>	<b>30%</b>	<b>\$ 36,370,653</b>	<b>29%</b>
Rochester Community Schools	\$ 39,289,554	36%	\$ 39,289,554	33%	\$ 39,289,554	31%
Intermediate Schools	\$ 11,313,653	10%	\$ 11,313,653	9%	\$ 11,313,653	9%
Oakland Community College	\$ 5,320,779	5%	\$ 5,320,779	4%	\$ 5,320,779	4%
Oakland County	\$ 16,601,749	15%	\$ 16,601,749	14%	\$ 16,601,749	13%
<b>RTA Millage</b>	<b>\$ -</b>	<b>0%</b>	<b>\$ 10,430,855</b>	<b>9%</b>	<b>\$ 17,384,758</b>	<b>14%</b>
<b>GRAND TOTAL</b>	<b>\$ 108,896,388</b>	<b>100%</b>	<b>\$ 119,327,243</b>	<b>100%</b>	<b>\$ 126,281,146</b>	<b>100%</b>

*Percent Change from Current*

9.6%

16.0%

# Millage Funding Generated Comparison



# Annual Tax Bill Comparison \*

	CURRENT		RTA @ 3-Mill		RTA @ 5-Mill	
<i>Charter Operating</i>	\$ 426	8%	\$ 426	8%	\$ 426	7%
<i>Local Streets</i>	\$ 176	4%	\$ 176	3%	\$ 176	3%
<i>Fire Fund</i>	\$ 433	9%	\$ 433	8%	\$ 433	7%
<i>Special Police</i>	\$ 373	7%	\$ 373	7%	\$ 373	6%
<i>Pathway</i>	\$ 29	1%	\$ 29	1%	\$ 29	0%
<i>RARA: Operating</i>	\$ 30	1%	\$ 30	1%	\$ 30	1%
<i>OPC: Operating</i>	\$ 53	1%	\$ 53	1%	\$ 53	1%
<i>Library: Operating</i>	\$ 121	2%	\$ 121	2%	\$ 121	2%
<i>Debt Funds</i>	\$ 36	1%	\$ 36	1%	\$ 36	1%
<b>City of Rochester Hills Subtotal</b>	<b>\$ 1,676</b>	<b>33%</b>	<b>\$ 1,676</b>	<b>30%</b>	<b>\$ 1,676</b>	<b>29%</b>
Rochester Community Schools	\$ 1,811	36%	\$ 1,811	33%	\$ 1,811	31%
Intermediate Schools	\$ 521	10%	\$ 521	9%	\$ 521	9%
Oakland Community College	\$ 245	5%	\$ 245	4%	\$ 245	4%
Oakland County	\$ 765	15%	\$ 765	14%	\$ 765	13%
<b>RTA Millage</b>	<b>\$ -</b>	<b>0%</b>	<b>\$ 481</b>	<b>9%</b>	<b>\$ 801</b>	<b>14%</b>
<b>GRAND TOTAL</b>	<b>\$ 5,018</b>	<b>100%</b>	<b>\$ 5,499</b>	<b>100%</b>	<b>\$ 5,819</b>	<b>100%</b>

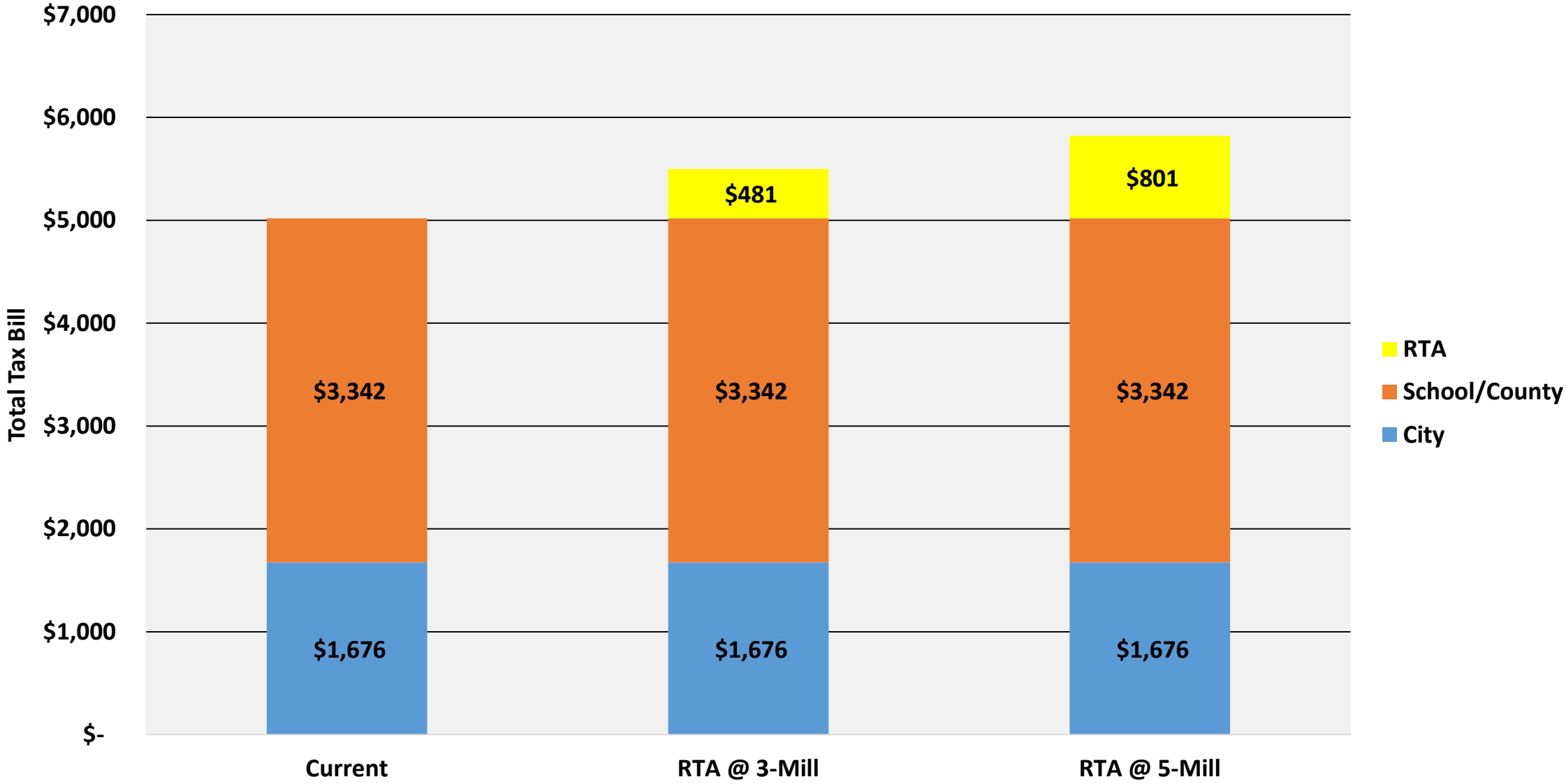
*Percent Change from Current*

9.6%

16.0%

\* = Per Average Home Sale Price of \$320,459

# Annual Tax Bill Comparison \*



\* = Per Average Home Sale Price of \$320,459

# Annual Tax Bill Ranking of Costs \*

CURRENT			RTA @ 3-Mill			RTA @ 5-Mill		
Rochester Community Schools	\$ 1,811	36%	Rochester Community Schools	\$ 1,811	33%	Rochester Community Schools	\$ 1,811	31%
Oakland County	\$ 765	15%	Oakland County	\$ 765	14%	<b>RTA Millage</b>	<b>\$ 801</b>	<b>14%</b>
Intermediate Schools	\$ 521	10%	Intermediate Schools	\$ 521	9%	Oakland County	\$ 765	13%
Fire Fund	\$ 433	9%	<b>RTA Millage</b>	<b>\$ 481</b>	<b>9%</b>	Intermediate Schools	\$ 521	9%
Charter Operating	\$ 426	8%	Fire Fund	\$ 433	8%	Fire Fund	\$ 433	7%
Special Police	\$ 373	7%	Charter Operating	\$ 426	8%	Charter Operating	\$ 426	7%
Oakland Community College	\$ 245	5%	Special Police	\$ 373	7%	Special Police	\$ 373	6%
Local Streets	\$ 176	4%	Oakland Community College	\$ 245	4%	Oakland Community College	\$ 245	4%
Library: Operating	\$ 121	2%	Local Streets	\$ 176	3%	Local Streets	\$ 176	3%
OPC: Operating	\$ 53	1%	Library: Operating	\$ 121	2%	Library: Operating	\$ 121	2%
Debt Funds	\$ 36	1%	OPC: Operating	\$ 53	1%	OPC: Operating	\$ 53	1%
RARA: Operating	\$ 30	1%	Debt Funds	\$ 36	1%	Debt Funds	\$ 36	1%
Pathway	\$ 29	1%	RARA: Operating	\$ 30	1%	RARA: Operating	\$ 30	1%
<b>RTA Millage</b>	<b>\$ -</b>	<b>0%</b>	Pathway	\$ 29	1%	Pathway	\$ 29	0%
<b>GRAND TOTAL</b>	<b>\$ 5,018</b>	<b>3%</b>	<b>GRAND TOTAL</b>	<b>\$ 5,499</b>	<b>5%</b>	<b>GRAND TOTAL</b>	<b>\$ 5,819</b>	<b>5%</b>

Percent Change from Current

9.6%

16.0%

\* = Per Average Home Sale Price of \$320,459

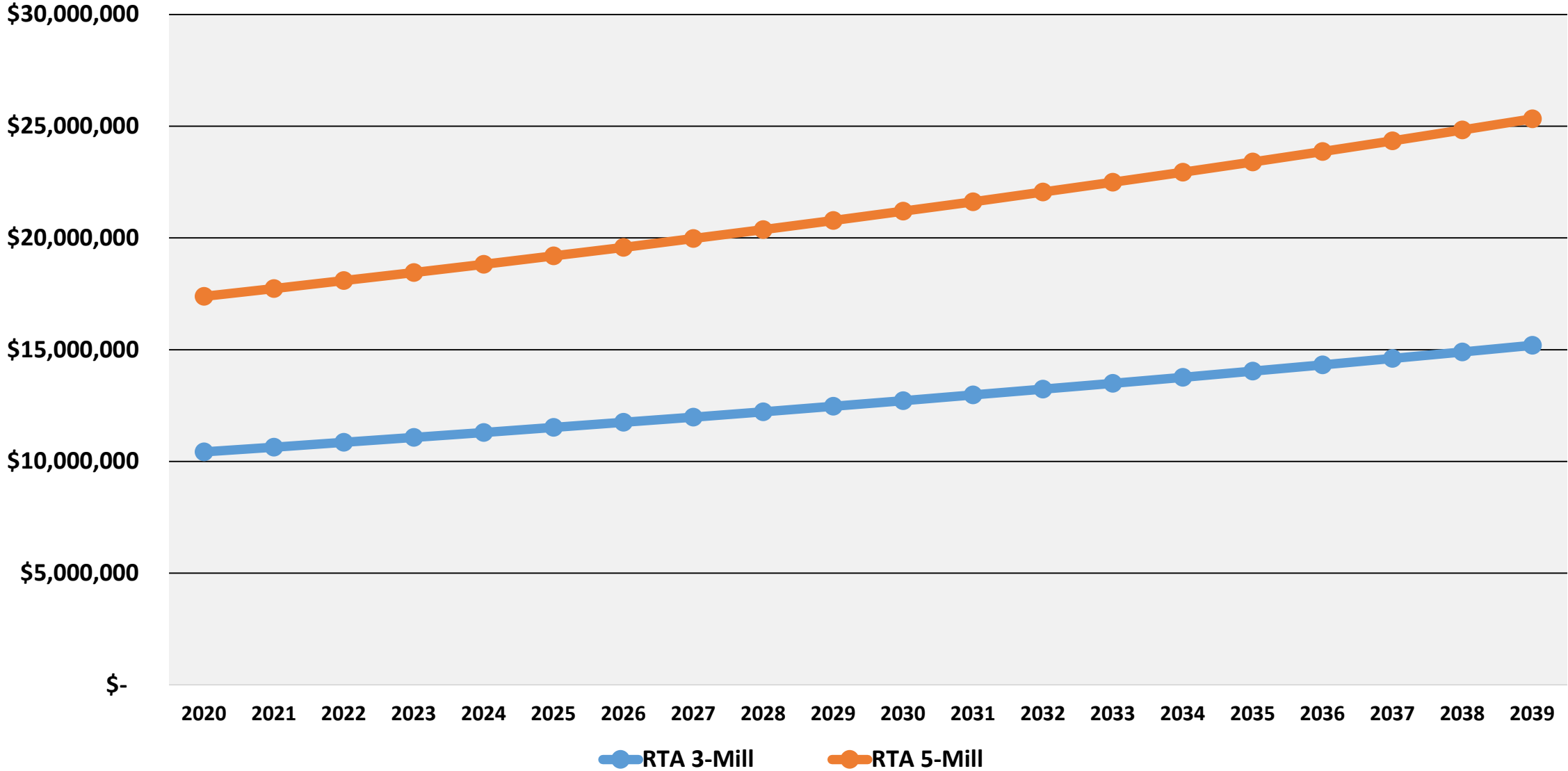


# RTA Millage Funding Generated (20-Years) \*

	CURRENT	RTA @ 3-Mill	RTA @ 5-Mill
RTA Total Generated (Year #1)	\$ -	\$ 10,430,855	\$ 17,384,758
RTA Total Generated (Year #1-20)	\$ -	\$ 253,442,341	\$ 422,403,902
RTA Per Ave. Taxpayer (Year #1)	\$ -	\$ 481	\$ 801
RTA Per Ave. Taxpayer (Year #1-20)	\$ -	\$ 11,679	\$ 19,466

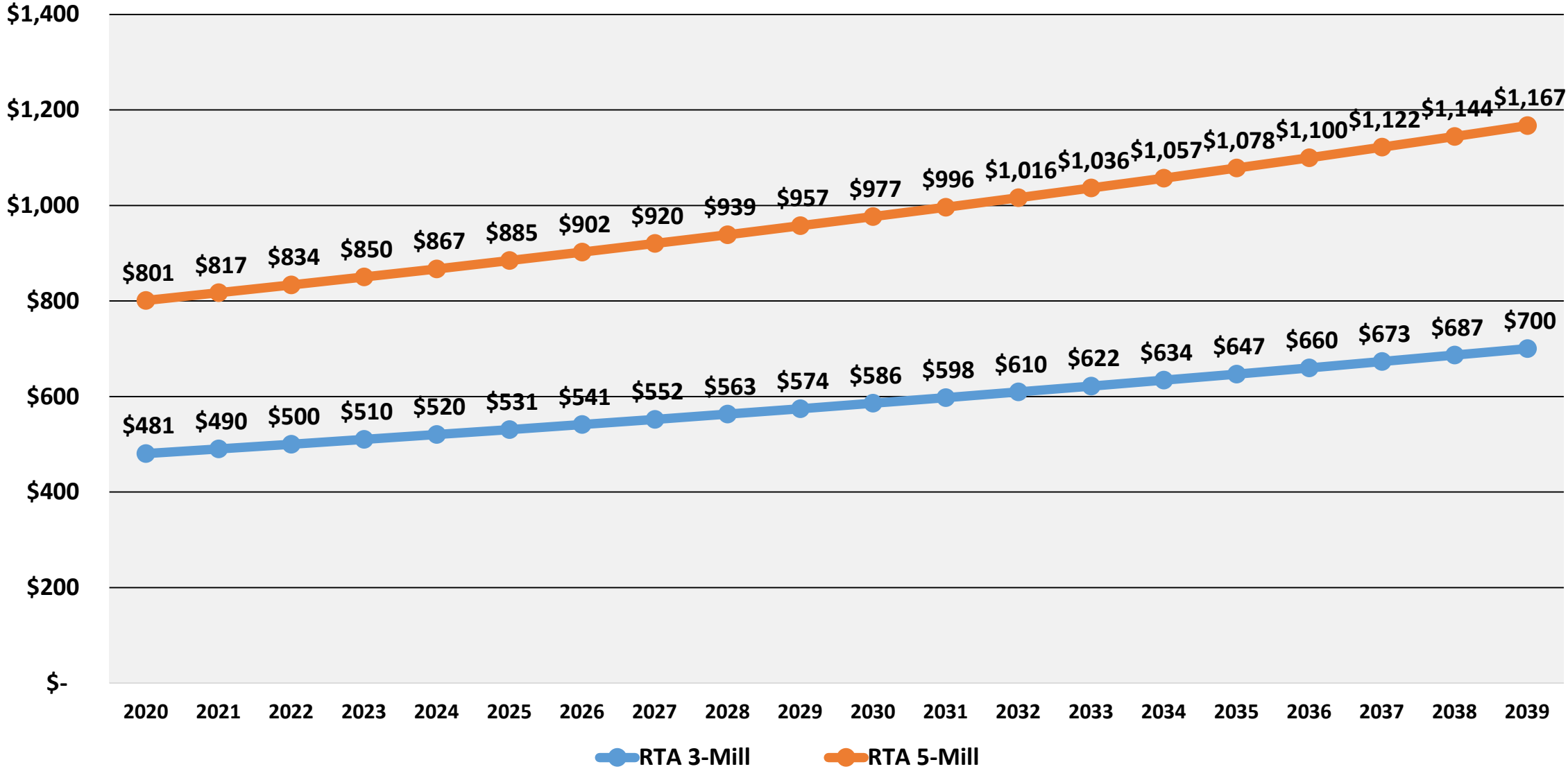
\* = Per Average Home Sale Price of \$320,459 / Increasing @ 2.0% per year

# RTA Millage Funding Generated (20-Years) \*



\* = Per Average Home Sale Price of \$320,459 / Increasing @ 2.0% per year

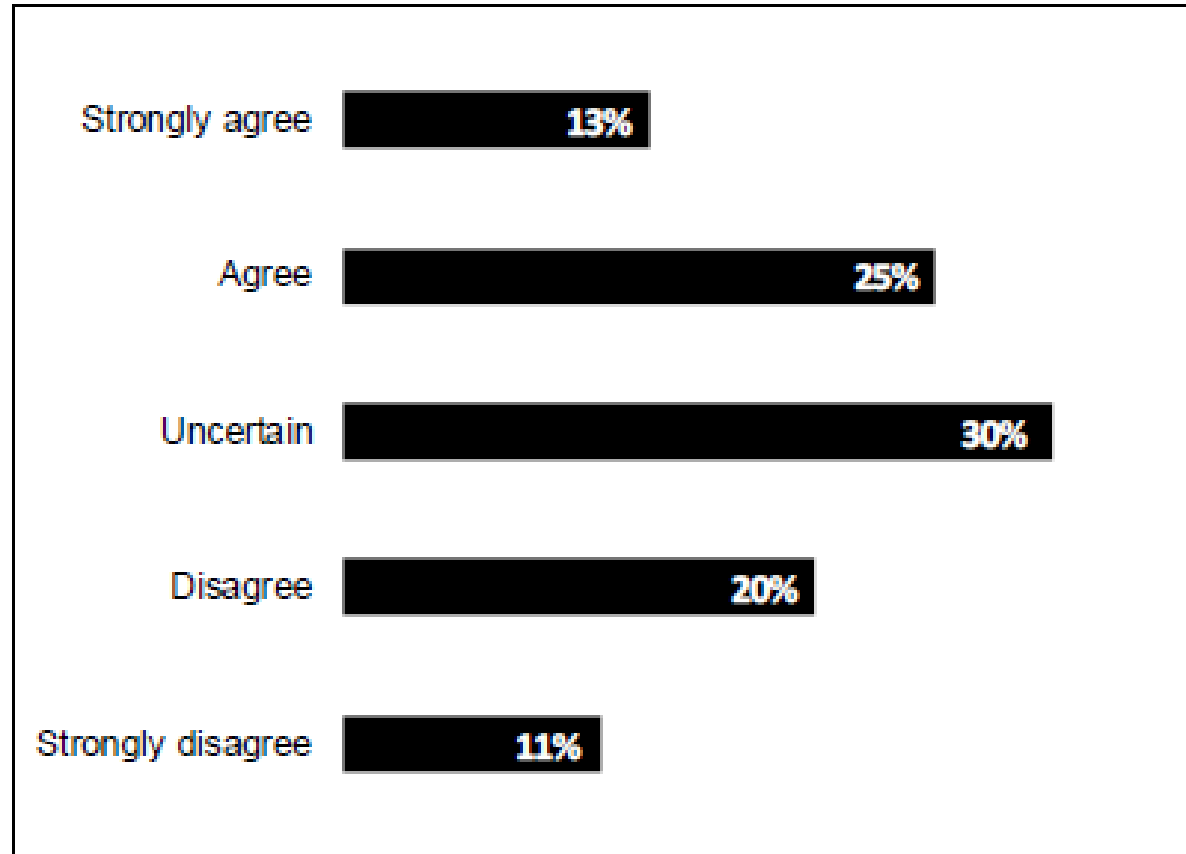
# RTA Millage Funding Generated (20-Years) \*



\* = Per Average Home Sale Price of \$320,459 / Increasing @ 2.0% per year

# 2019 Rochester Hills Public Opinion Survey

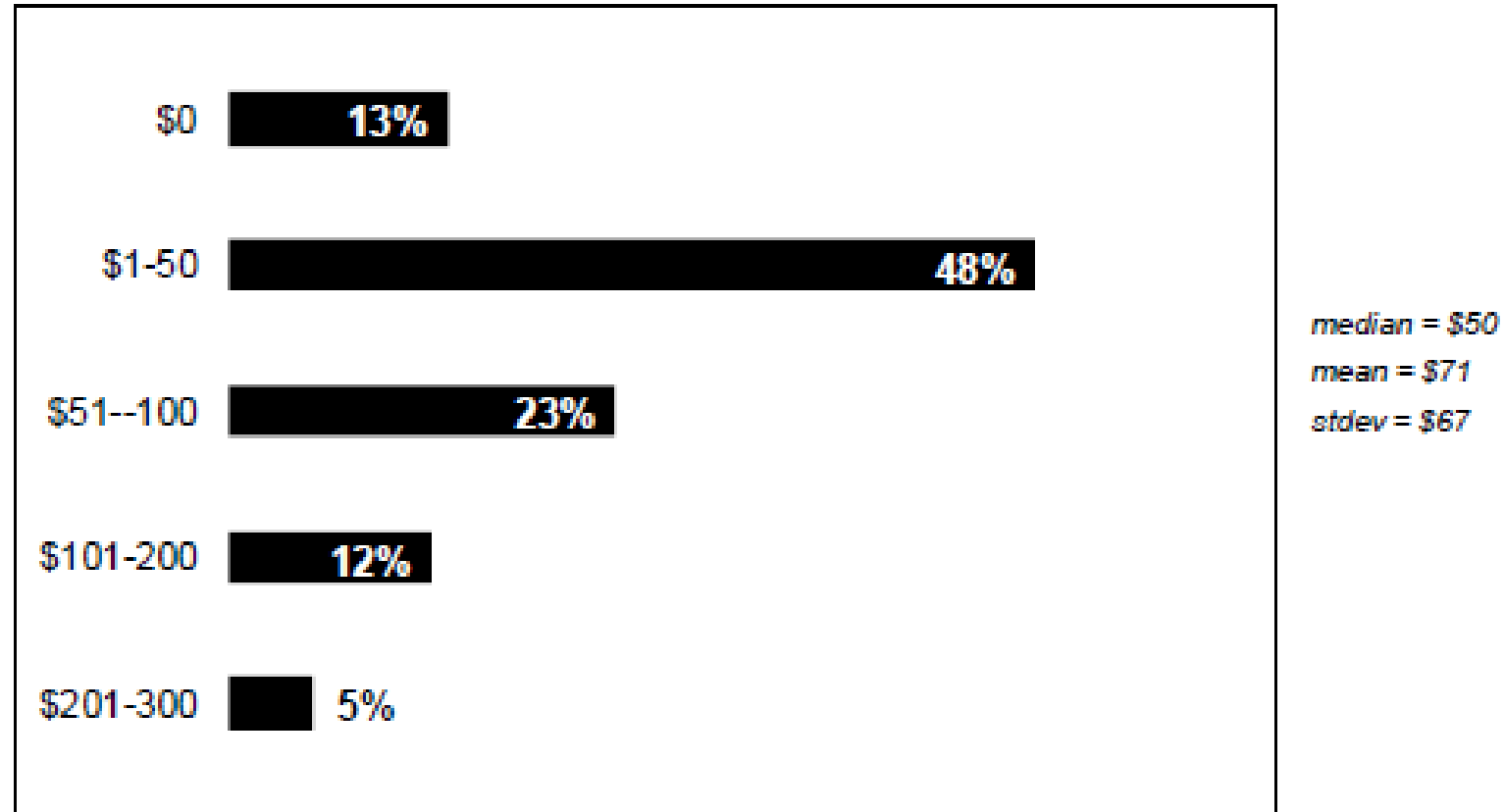
16. *"Making public transportation available on select major roads in Rochester Hills would have a positive effect on the community."* (n=283)



# 2019 Rochester Hills Public Opinion Survey

**If you agree, what is the maximum addition to your property tax bill you would be willing to pay to fund public transportation?**

(n=101)



City of Rochester Hills /  
Regional Transportation Authority  
(RTA):  
Potential Financial Impact  
Presentation