VICINITY MAP

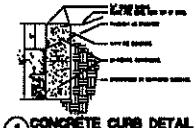

1 CONCRETE CURB DETAIL

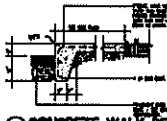

2 CONCRETE WALK DETAIL



3 CONCRETE PAVEMENT DETAIL

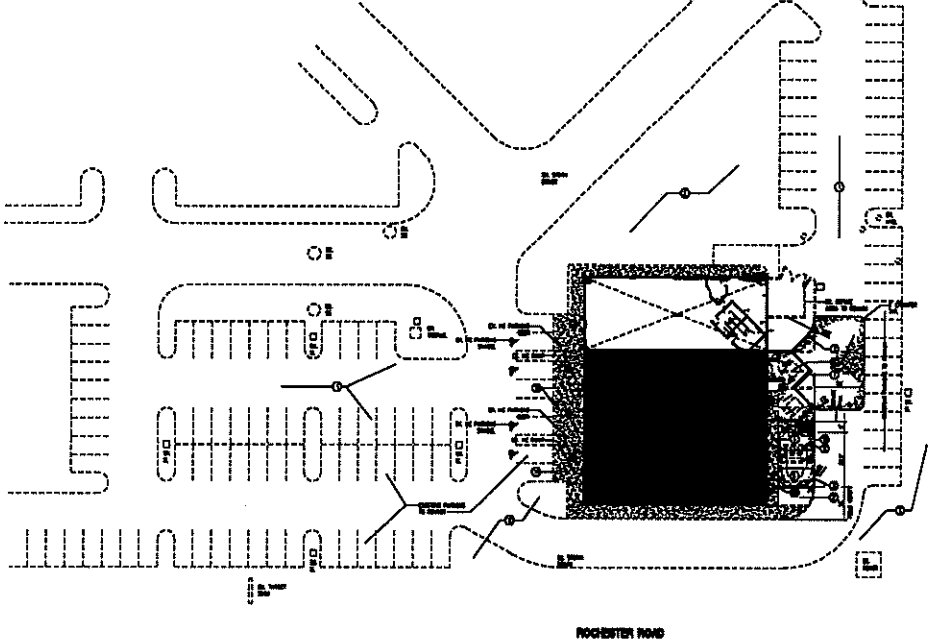

ROCHESTER ROAD

SITE PLAN

GENERAL SITE NOTES

KEY NOTES

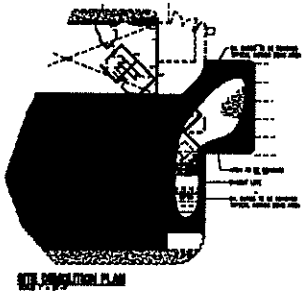

SITE DEMOLITION PLAN

PROJECT: Famous Dave's

OWNER: BLUE RIBBON RESTAURANTS, L.L.C.

VAUGHN R. HILL, P.E.

SITE PLAN

SP-1

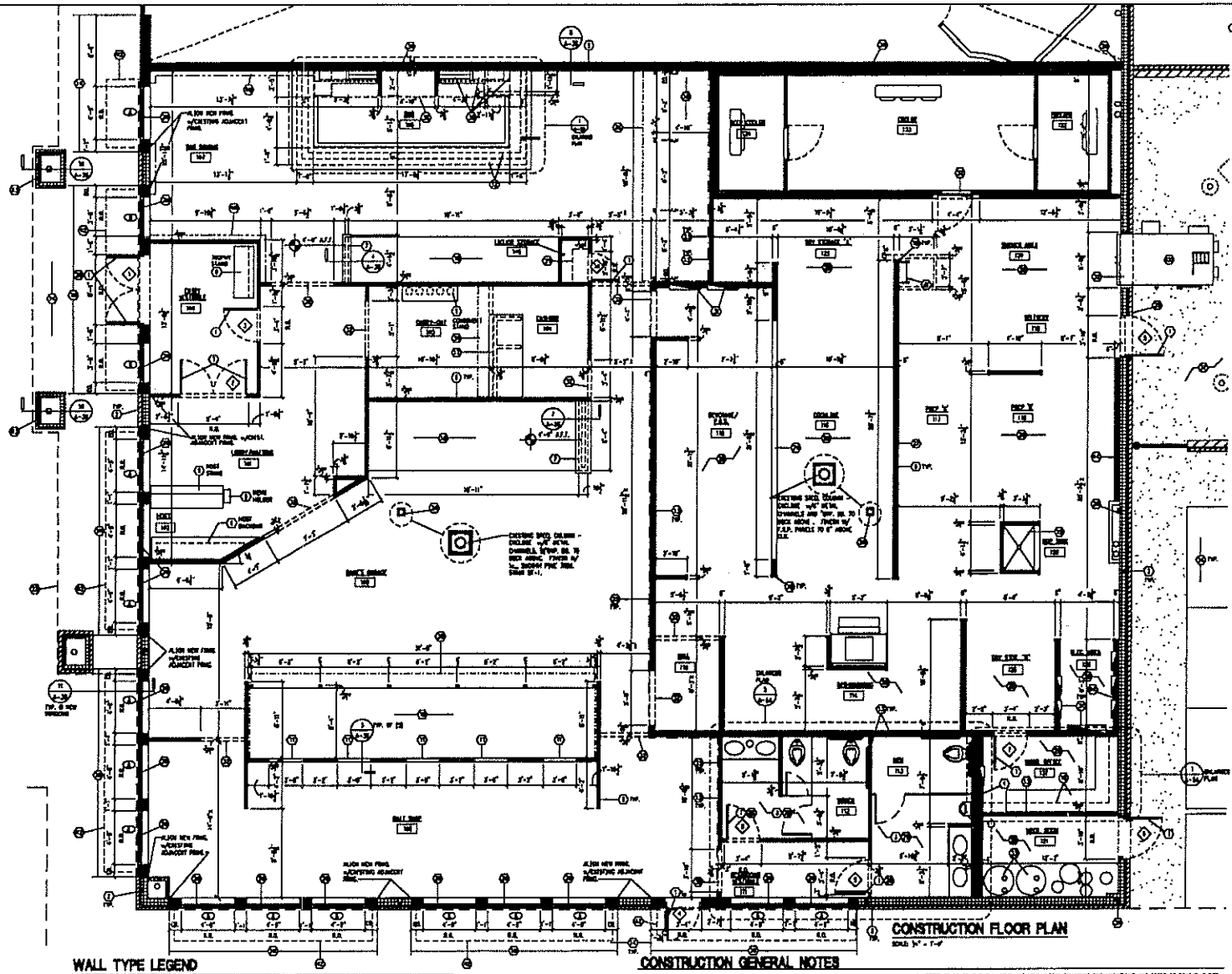

CONSTRUCTION FLOOR PLAN

SCALE: 3/4" = 1'-0"

CONSTRUCTION PLAN KEY NOTES

1. NEW DOORS AND FRAMES. REFER TO A-10 FOR DOOR TYPE, FRAME TYPE, GLAZING, FINISH, HARDWARE, ETC.
2. EXISTING PERIMETER WALLS (VERIFY FRAMING TYPE AND MATERIALS). REFER TO EXTERIOR ELEVATIONS.
3. TOILET ACCESSORIES, (E.G. MIRRORS, TOILET PAPER DISPENSERS, PAPER TOWEL DISPENSERS, SOAP DISPENSERS, GRAB BARS, ETC.) TO BE PROVIDED AND INSTALLED BY THE G.C. G.C. TO PROVIDE AND INSTALL ALL CONCEALED FIRE BREAKS WALL BLOCKING AS REQUIRED. REFER TO ENLARGED PLAN, SHEET A-3A.
4. PARAPET 8" M.L. RAISING 6 3/4" G.C. AT LOCATIONS SHOWN FOR ELECTRICAL AND/OR PLUMBING CHASE.
5. ACM 1 HR. RATED DEMISING WALL. REFER TO SECTION 5/A-3B.
6. NEW 20 GAUGE 3/4", STUD DRYWALL WALL PARTITIONS. REFER TO PLAN FOR SIZES. REFER ALSO TO DRYWALL ELEVATIONS.
7. 1 2HR WALL PARTITION. REFER TO DRYWALL ELEVATIONS FOR WALL HEIGHTS AND SECTION, SHT. 4/A-3B.
8. NEW PARAPET WITH, SAND EXTERIOR WALLS AT 16" O.C.
9. NEW STAIR, NEW HELIX, COMMERCIAL STAIR, VINYL NOSING, VINYLY CHAIR AND DRAPER ARE PROVIDED AND INSTALLED BY THE G.C. REFER TO CONCEPTUAL DETAILS SHEET A-1C AND A-3B. G.C. TO COORDINATE ELECTRICAL AND DRAIN-24 SPRINKLER.
10. INSTALL EXISTING EQUIPMENT OPENINGS WITH NEW WOOD GROUND ALONG PERIMETER, WOOD BOARD, AND 1/2, FINISHED AND EXTERIOR ELEVATIONS AND DRAWING AND SCALE SECTIONS, SHEET A-1A.
11. G.C. TO PROVIDE 2'-4"W. x 2'-6" L. CHECK OPENINGS. REFER TO DRYWALL ELEVATIONS AND SECTION 5/A-3B.
12. BAR TOP AND SUPPORT WALL SUPPLIED AND INSTALLED BY THE G.C. G.C. TO COORDINATE WITH EQUIPMENT SUPPLIER REGARDING POWER-24 DRAINAGE AND MAKE-UPS. REFER TO DETAILS, SHEET A-3B.
13. DRAIN SHAFT INSULATION IN WALLS REPRESENTING DRAINS AND MECHANICAL AND SEE MINIMUM INCREMENTS (SHOWN ------).
14. REFER TO SITE PLANS FOR LOCATIONS OF NEW CONCRETE WALKS, GRASS, SHRUBS, LANDSCAPING, SITE LIGHTING, ETC.
15. NEW EDGE TRIMS, AND INSTALLED BY THE COMMERCIAL REFER TO FLOORING PLANS AND DWG. 5/A-3A.
16. STAINLESS STEEL CORNER GUARDS, OR END CAPS TYPICAL AT ALL EXTERIOR CORNERS IN KITCHEN. PROVIDED AND INSTALLED BY KITCHEN EQUIPMENT SUPPLIER.
17. DRAIN BAY CONVEYOR AND MACHINE, SOLID SUPPLIED AND INSTALLED BY THE G.C. REFER TO DETAIL 4/A-3A.
18. BOSTH PLATFORM, REFER TO DETAIL 11/A-3A.
19. FOR PLUMBING OFFICE DRAWING AND WORK, REFER TO DRAWING OFFICE PLAN AND DETAIL, SHEET A-3A.
20. NEW STOREFRONT ALUM. DLAB EXTERIOR WINDOW PROVIDED AND INSTALLED BY THE G.C. REFER TO EXTERIOR ELEVATION, SHEET A-3, WINDOW SCHEDULE, SHEET A-1H AND WALL SECTION 11/A-3B. (NOTE: MINIMUM OF DOUBLE)
21. WALL MOUNTED SHELVES AND SHELVING STANDARDS SUPPLIED AND INSTALLED BY G.C. VERIFY QUANTITY AND MOUNTING HEIGHTS w/ OWNER.
22. EXISTING SUPPLY LINE ABOVE.
23. DRAY PERIMETER LOCATION AS SHOWN. DRAY PERIMETER TO CONTOUR OF WINDOWS (1) LAYER 5/8" TYPE "X" GYPSUM BOARD ON FACE OF 3"X10 WALL STUDS FROM TOP OF SLAB TO UNDERSIDE OF DECK. SEAL ALL PERIMETERS. CHASING ---- ( ) THIS DRAWING WALLS SHOW TOP OF MOMENTS. DRAY PERIMETER PROVIDED AND INSTALLED BY G.C.
24. PARTS-WALL DRAWING CONSTRUCTED BY G.C. SEE DETAIL 5/A-3B. VERIFY WALL MOUNTED WITH DRAWING SCHEDULE. DRAWING PARTS WITH 1/2 GYPSUM BOARD AND JOINT BY KITCHEN EQUIPMENT SUPPLIER.
25. DOWNSPOUT, REFER TO ELECTRICAL DRAWINGS.
26. PROVIDE INFORMATIONAL SIGNAGE OF ACCESSIBILITY AT BUILDING ENTRY AND AT RESTROOMS AT 60" A.F.F. TO CONTROLS OF DOOR.
27. PROVIDE AND INSTALL 3/4" PLYWOOD SUBSTRATE TO 7'-0" A.F.F. of 3/4" CTP, 32. FROM 7'-0" A.F.F. TO 8" ABOVE THE CEILING OR U.L. TYPE WALL TYPE. PROVIDE AND INSTALL F.T. WOOD BLOCKING AS REQUIRED IN THIS WALL FOR SHELVING SUPPORT. COORDINATE LOCATIONS w/OWNER, SUPPLIER.
28. PROVIDE AND INSTALL 3/4" PLYWOOD SUBSTRATE TO 7'-0" A.F.F. of 3/4" PLYWOOD FROM 7'-0" A.F.F. TO 8" ABOVE 3-5 COLUMN ON ALL SURFACES FOR SHELVES BOARD ATTACHMENT.
29. PROVIDE 3/4" PLYWOOD SUBSTRATE TO 7'-0" A.F.F. BEHIND WALL FINISH.
30. EXISTING STRUCTURAL STEEL COLUMN.
31. NEW ELECTRICAL PANELS. REFER TO ELEC. PLANS.
32. ELEVATOR ABOVE. REFER TO REF. O.D. PLAN, DWG. A-1, FOR HEIGHT A.F.F. AND DWG. 3-3A FOR DETAILS.
33. WASH HOLDER. REFER TO PLUMBING PLANS.
34. COMPRESSED TEA CANOPY. SEE DA, 7/A-3A.
35. SHOWER LOCATION. SHOWER PROVIDED AND INSTALLED BY EQUIPMENT SUPP. REFER TO EQUIPMENT AND ELECTRICAL DRAWINGS.
36. COMPRESSED TEA CANOPY WITH 4-4 HR. SUPPORT PANEL. SEE DL. 5/A-3A.
37. MASONRY SHOWER ENCLOSURE WITH METAL DOOR, FRONT GATE, BACK PANEL AND TRIM. SEE NEW SHEETS AND EXTERIOR ELEVATIONS, SHEETS A-4 AND A-3A.
38. SHOWER SUPPLY HOSE IS PROVIDED AND INSTALLED BY THE G.C. REFER TO DETAIL 4/A-3B.
39. SHOWER CONTAINER, BOOM COLUMNS, SHEPPER LIQUOR SHELVES, GLASS SHELVING AND MIRROR DRAP. AND DWG BY G.C. SEE DWG. 4/A-3B.
40. WOOD DROP CONSTRUCTED OF 1x4 PINE CONVY AND DRAWN w/3/4, AT BRACKETS AT 24" O.C. DWG PROVIDED IN INSTALLED BY G.C. DWG IN SE STAINING. SEE DA, 3/A-3B.
41. DRAY ACCESS LADDER AND SECURITY DOOR. SEE DA, 1/A-3B.
42. NEW ANGLE AND FRAME SUPPLIED AND INSTALLED BY THE G.C. REFER TO THE EXTERIOR ELEVATIONS, SHEET A-4.
43. NEW DALMATE STEAM HOSES OF EXISTING PLASTER FRAMING. REFER TO EXTERIOR ELEVATIONS, SHEET A-4.
44. G.C. TO VERIFY EXISTING WALL CONSTRUCTION AT THIS LOCATION. IF EXISTING WALL IS NOT MASONRY AND IS A MIN. OF 6" DRY METAL FRAMING, THE NEW 6" M.L. PLUMBING/ELEC. CHASE MAY NOT BE NECESSARY.

NOTE:
UPON COMPLETION OF CONSTRUCTION, THE G.C. SHALL REFURBISH ALL EXISTING EXTERIOR WALL FINISHES AND SURFACES TO "LIKE-NEW" CONDITION.

WALL TYPE LEGEND

- NEW 6 M.L. STUD WALL FRAMING. REFER TO PLAN FOR SIZE.
- EXIST. MIL. STUD WALL W/ IN BRICK VENEER
- EXIST. MASONRY WALL
- NEW 6 M.L. STUD SUPPT/WALL W/ (1) LAYERS TYPE "X" 5/8" GYPSUM BOARD EACH FACE TO DECK ABOVE FOR FIRE STOPPING. SEE A1 DECK ABOVE.
- NEW LOW WALL. REFER TO SHEET, ELEVS. FOR HEIGHTS
- COOLER WALL
- INDICATES SOUND BATT INSULATION IN WALLS.

NOTE:
EXISTING WALL SYSTEM IS ASSUMED AS 6" METAL STUD FRAMING w/FACE BRICK. G.C. TO VERIFY EXISTING CONDITIONS AND REPORT ANY DISCREPANCIES TO THE ARCHITECT OR OWNERS REP.

CONSTRUCTION GENERAL NOTES

1. FOR EQUIPMENT AND FURNITURE INFORMATION, REFER TO EQUIPMENT DRAWINGS (BY OWNER) AND A-3.
2. FOR FLOOR FINISHES, REFER TO SHEET A-3.
3. FOR CEILING FINISHES AND HEIGHTS, REFER TO SHEET A-2, REFLECTED CEILING PLAN.
4. FOR IN-DOOR CLEARANCE, REFER TO SHEETS A-1, A-2 AND A-3.
5. DIMENSIONS ARE FROM FACE OF STUD TO FACE OF STUD OR FACE OF STUD TO CENTERLINE OF COLUMN GRID LINE UNLESS OTHERWISE NOTED.
6. SEE ELECTRICAL PLANS FOR LOCATIONS OF PANELS, SWITCHES, SWITCHES, FIXTURES, ETC.
7. REFER TO EQUIPMENT, PLUMBING AND MECHANICAL DRAWINGS FOR LOCATIONS AND SIZES OF DRAINS, FLOOR SINKS, UNDERGROUND MECHANICAL SUPPLY CHANNEL, GAS PIPING, ETC. G.C. TO COORDINATE WITH OWNERS TRADE REPRESENTATIVE FOR LOCATIONS OF DRAINS AND REQUIRED FLOOR SLOPE FROM 30 GRADE TO SLAB FOUR. SLOPE FLOOR 1/8"-4" IN GRADE FOR A RADIUS OF 4'-4" AROUND DRAIN.
8. REFER TO MECHANICAL, ELECTRICAL AND STRUCTURAL DRAWINGS FOR PLACEMENT, LOCATION AND FRAMING SUPPORT OF ALL MECHANICAL ROOF TOP UNITS, FANS, MAKE-UP AIR UNITS, CONDENSERS, COMPRESSORS, VENTS, ETC.
9. VERIFY WITH FAMOUS DAVE'S PROJECT REPRESENTATIVE REGARDING THE RESPONSIBILITY FOR PROVIDING AND INSTALLING OF ALL EQUIPMENT, FIXTURES, FURNITURE, CHINAWARE, ETC. REPORT ANY DISCREPANCIES BETWEEN THESE DRAWINGS AND BETWEEN THEMSELVES TO THE ARCHITECT FOR CLARIFICATION.
10. REFER TO SHEET A-3A, A-3B, A-3C, AND A-3D FOR SAND-OUT COUNTER, BAR COUNTER, AND CHECKERS DETAILS.

PROJECT: Famous Dave's BAR-B-QUE
FAMOUS DAVE'S RESTAURANT
2900 S. ROCHESTER ROAD
ROCHESTER HILLS, MICHIGAN 48307-5303

OWNER: BLUE RIBBON RESTAURANTS, L.L.C.
2401 Sweeter Court, Suite 200
Walled Lake, MI 48390-2003
PH: 248-960-0400
FAX: 248-960-0401

ARCHITECT/Designer: JANET L. PUGH, R.A.
238-C SOUTHLAND DRIVE
LEXINGTON, KY. 40503
859-276-3036

JOB NO.: 06077

DATE: 10/15/04

Drawn BY:

CHECKED BY:

REVISIONS:

CONSTRUCTION FLOOR PLAN

SHEET NO. A-1

WORLD'S
GREATEST
RIBS!


FOOD TA-GO

OSHKOSH
JACKSON