

# **BUDGET OVERVIEW**

## **OCSO, CROSSING GUARDS**





# SPECIAL POLICE FUND



# SPECIAL POLICE FUNDING SOURCES

## FY 2014:

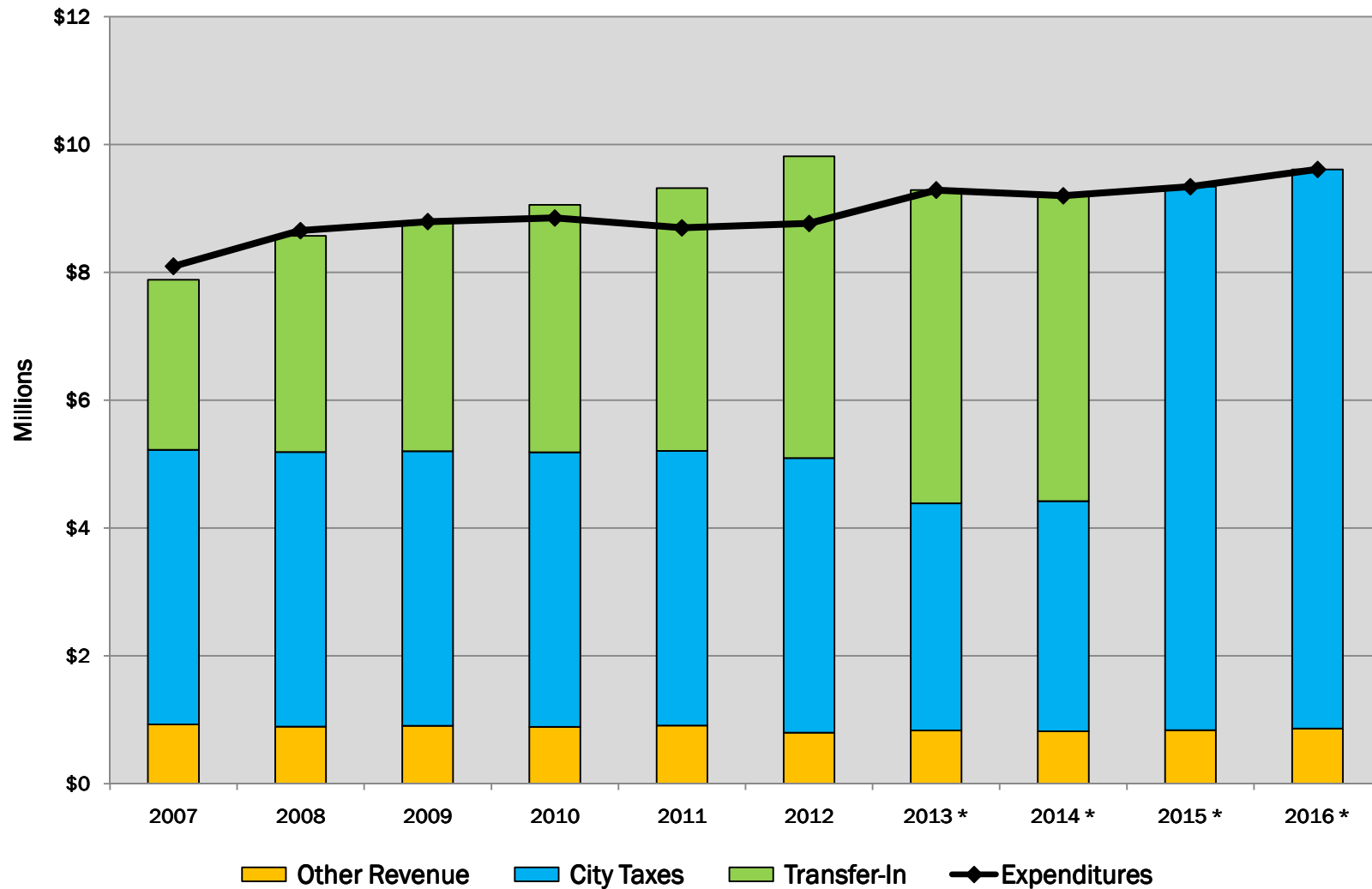
- General Fund subsidizing over ½ of Special Police budget

## FY 2015 (per August 7, 2012 election):

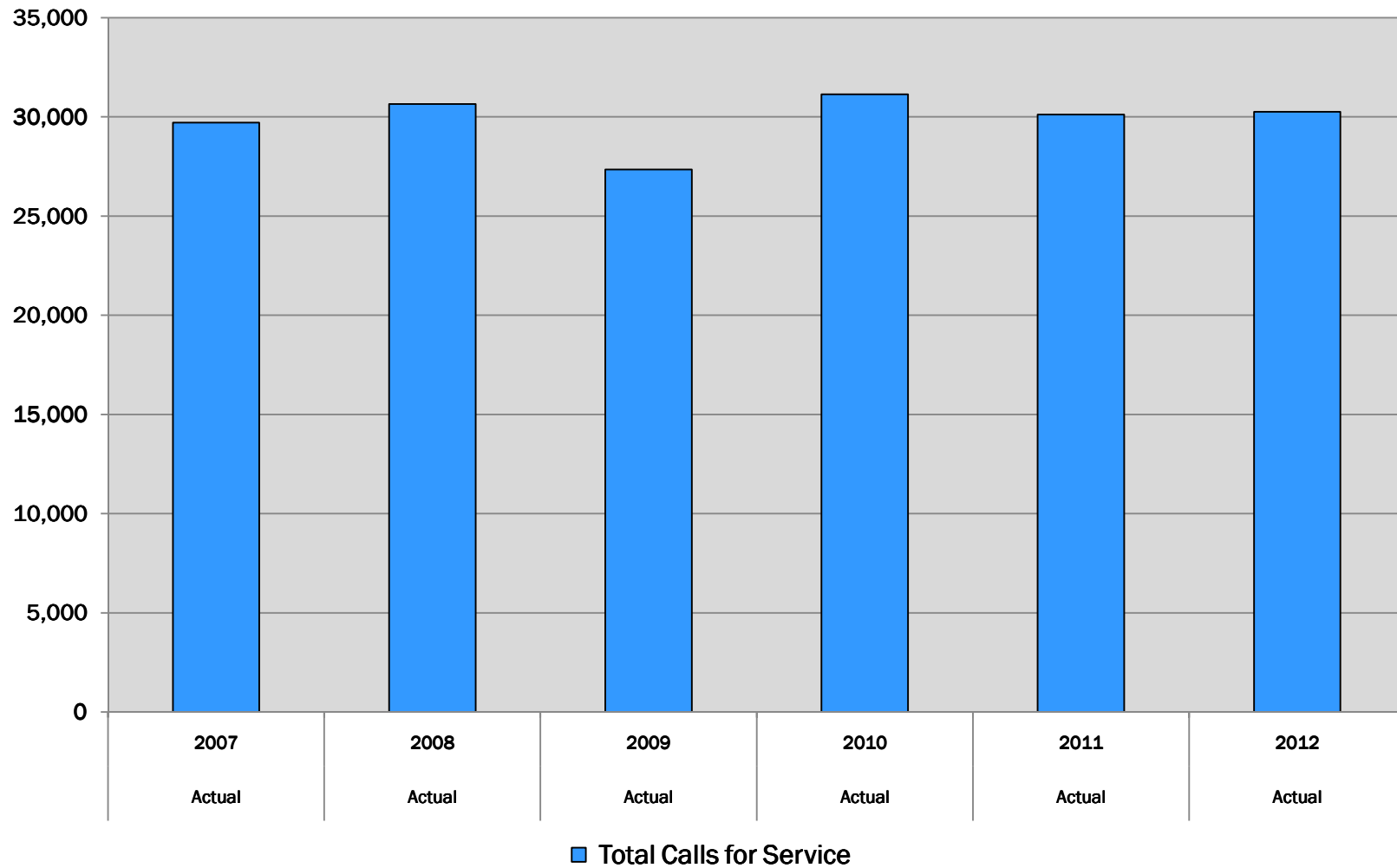
- Expiring 1.2083 mills renewed for 10 years
  - FY 2015 – FY 2024
- Up to 2.5000 mills approved for 10 years
  - FY 2015 – FY 2024



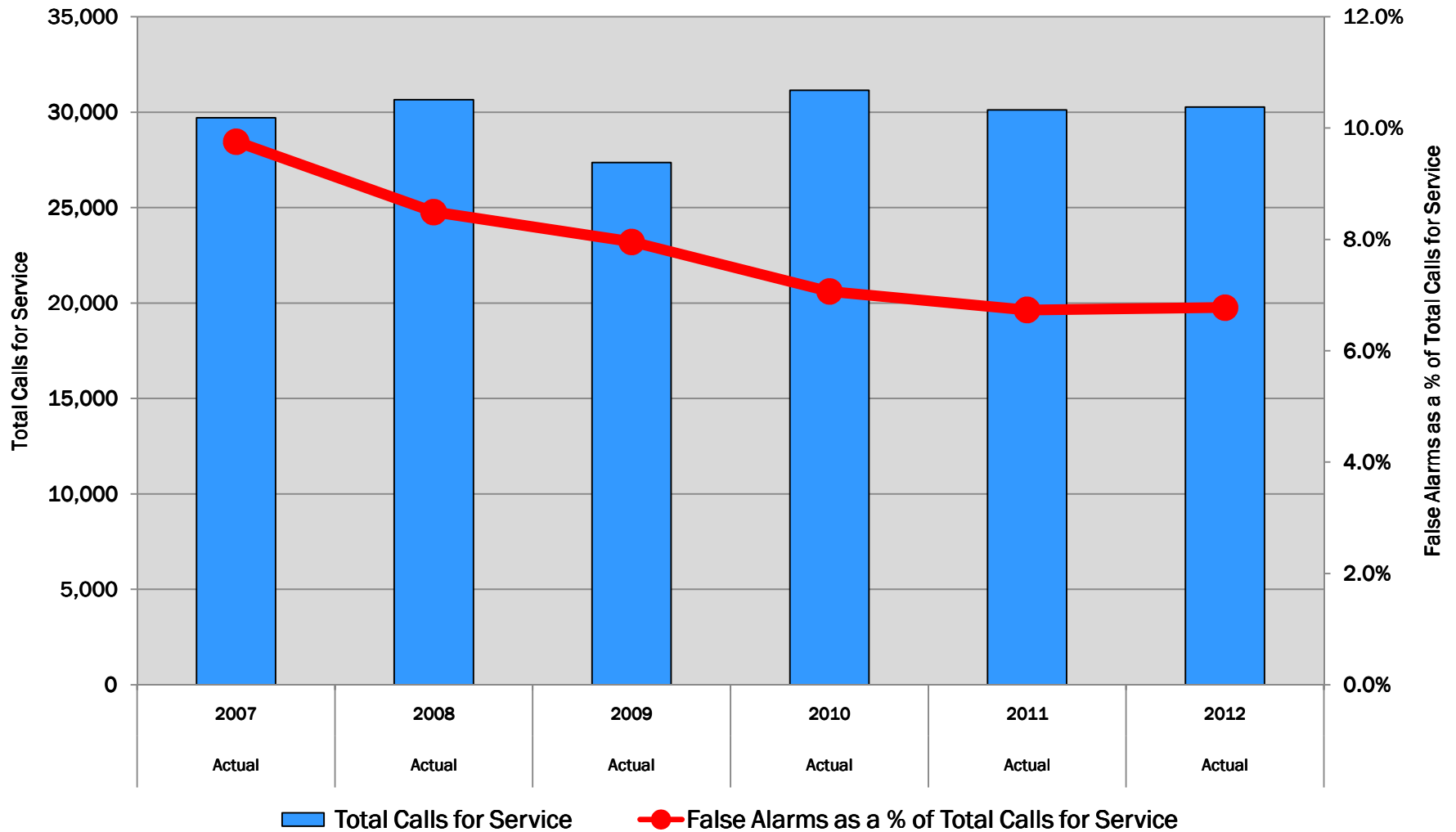
# SPECIAL POLICE FUNDING SOURCES



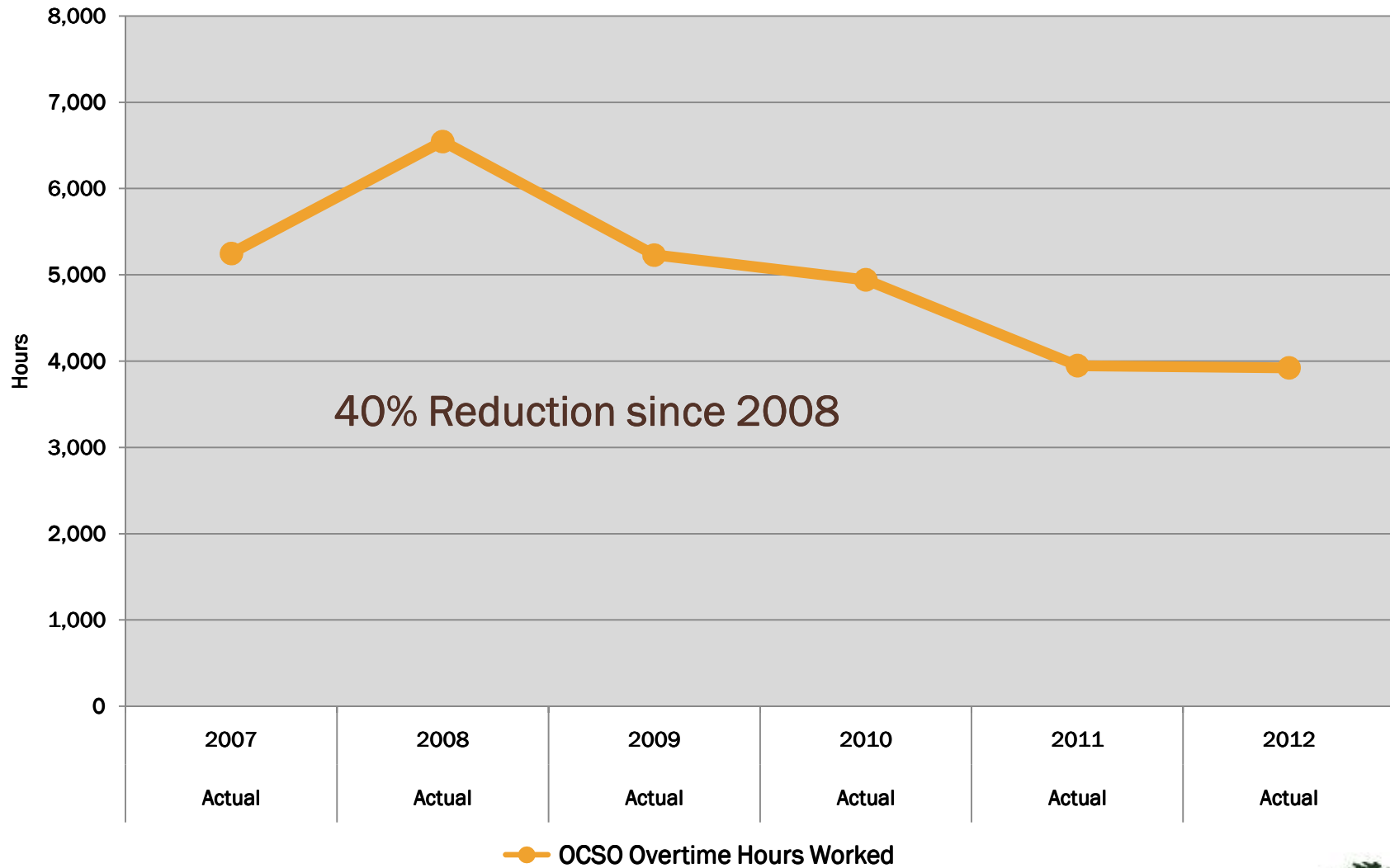
# OCSO TOTAL CALLS FOR SERVICE



# OCSO TOTAL CALLS & FALSE ALARMS TREND



# OCSO OVERTIME HOURS TREND



# SIGNIFICANT CHANGES FOR FY 2014-16

## Elimination of Full-Time Administrative Coordinator position

- Addition of two (2) Part-time Departmental Secretary positions

## Three-year OCSO contract agreement

- Covers FY 2013-2015
  - FY 2013 = 1.58% increase
  - FY 2014 = 1.65% increase
  - FY 2015 = 1.68% increase





# THE OAKLAND PRESS

Sunday, July 22, 2012

## Per capita cost of police services

<u>Community</u>	<u>Police cost per resident</u>	<u>Community</u>	<u>Police cost per resident</u>
Rose Township	\$ 9	Rochester	\$ 246
Holly Township	\$ 35	Royal Oak Township	\$ 248
Commerce Township	\$ 99	Farmington Hills	\$ 257
Springfield Township	\$ 107	Holly	\$ 270
Oxford Township	\$ 114	Oxford Village	\$ 271
Oakland Township	\$ 116	Lake Orion	\$ 278
Independence Township	\$ 118	Pleasant Ridge	\$ 278
Brandon Township	\$ 119	Hazel Park	\$ 281
<b>Rochester Hills</b>	<b>\$ 121</b>	Lathrup Village	\$ 292
Lyon Township	\$ 124	Berkley	\$ 298
Orion Township	\$ 125	Birmingham	\$ 304
White Lake Township	\$ 131	Troy	\$ 306
Highland Township	\$ 132	Clarkston	\$ 313
Addison Township	\$ 156	Sylvan Lake	\$ 321
Wolverine Lake	\$ 168	Madison Heights	\$ 322
Milford Township	\$ 190	Oak Park	\$ 331
Pontiac	\$ 194	Orchard Lake	\$ 334
South Lyon	\$ 196	Southfield	\$ 357
Waterford Township	\$ 204	Ferndale	\$ 372
Clawson	\$ 205	Bloomfield Township	\$ 390
Novi	\$ 209	Huntington Woods	\$ 416
Walled Lake	\$ 210	Beverly Hills	\$ 436
West Bloomfield	\$ 210	Milford Village	\$ 475
Groveland Township	\$ 216	Franklin	\$ 487
Keego Harbor	\$ 221	Auburn Hills	\$ 565
Farmington	\$ 223	Bingham Farms	\$ 640
Wixom	\$ 236	Lake Angelus	\$1,049
Royal Oak	\$ 245	Bloomfield Hills	\$1,078



# THE OAKLAND PRESS

Sunday, July 22, 2012

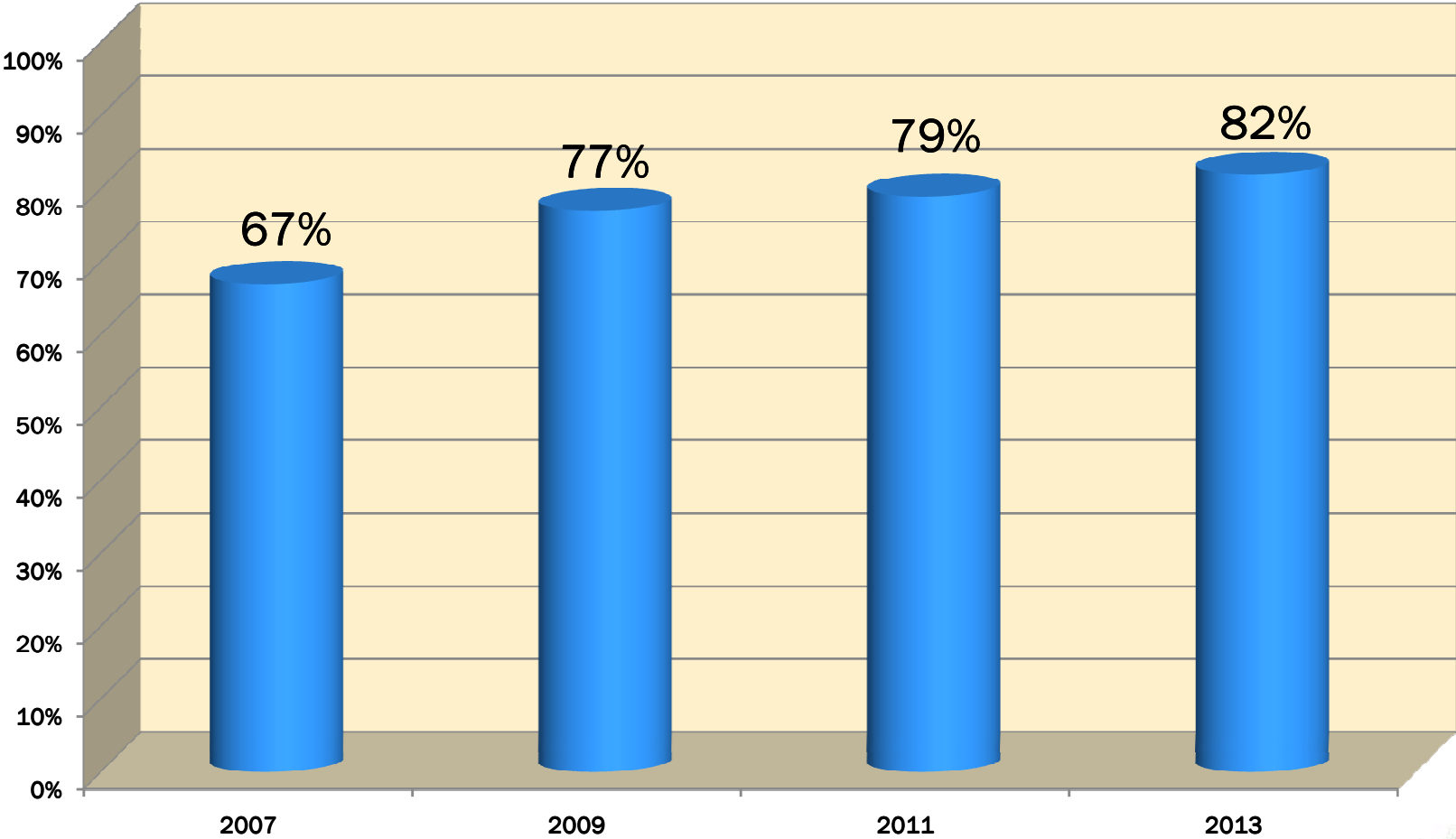
## Per capita cost of police services

Community	Police cost per resident
Rose Township	\$ 9
Holly Township	\$ 35
Commerce Township	\$ 99
Springfield Township	\$ 107
Oxford Township	\$ 114
<b>Oakland Township</b>	<b>\$ 116</b>
Independence Township	\$ 118
Brandon Township	\$ 119
<b>Rochester Hills</b>	<b>\$ 121</b>
Lyon Township	\$ 124
Orion Township	\$ 125
White Lake Township	\$ 131
Highland Township	\$ 132
Addison Township	\$ 156
Wolverine Lake	\$ 168
Milford Township	\$ 190
Pontiac	\$ 194
South Lyon	\$ 196
Waterford Township	\$ 204
Clawson	\$ 205
Novi	\$ 209
Walled Lake	\$ 210
West Bloomfield	\$ 210
Groveland Township	\$ 216
Keego Harbor	\$ 221
Farmington	\$ 223
Wixom	\$ 236
Royal Oak	\$ 245

Community	Police cost per resident
<b>Rochester</b>	<b>\$ 246</b>
Royal Oak Township	\$ 248
Farmington Hills	\$ 257
Holly	\$ 270
Oxford Village	\$ 271
Lake Orion	\$ 278
Pleasant Ridge	\$ 278
Hazel Park	\$ 281
Lathrup Village	\$ 292
Berkley	\$ 298
Birmingham	\$ 304
<b>Troy</b>	<b>\$ 306</b>
Clarkston	\$ 313
Sylvan Lake	\$ 321
Madison Heights	\$ 322
Oak Park	\$ 331
Orchard Lake	\$ 334
Southfield	\$ 357
Ferndale	\$ 372
Bloomfield Township	\$ 390
Huntington Woods	\$ 416
Beverly Hills	\$ 436
Milford Village	\$ 475
Franklin	\$ 487
<b>Auburn Hills</b>	<b>\$ 565</b>
Bingham Farms	\$ 640
Lake Angelus	\$1,049
Bloomfield Hills	\$1,078

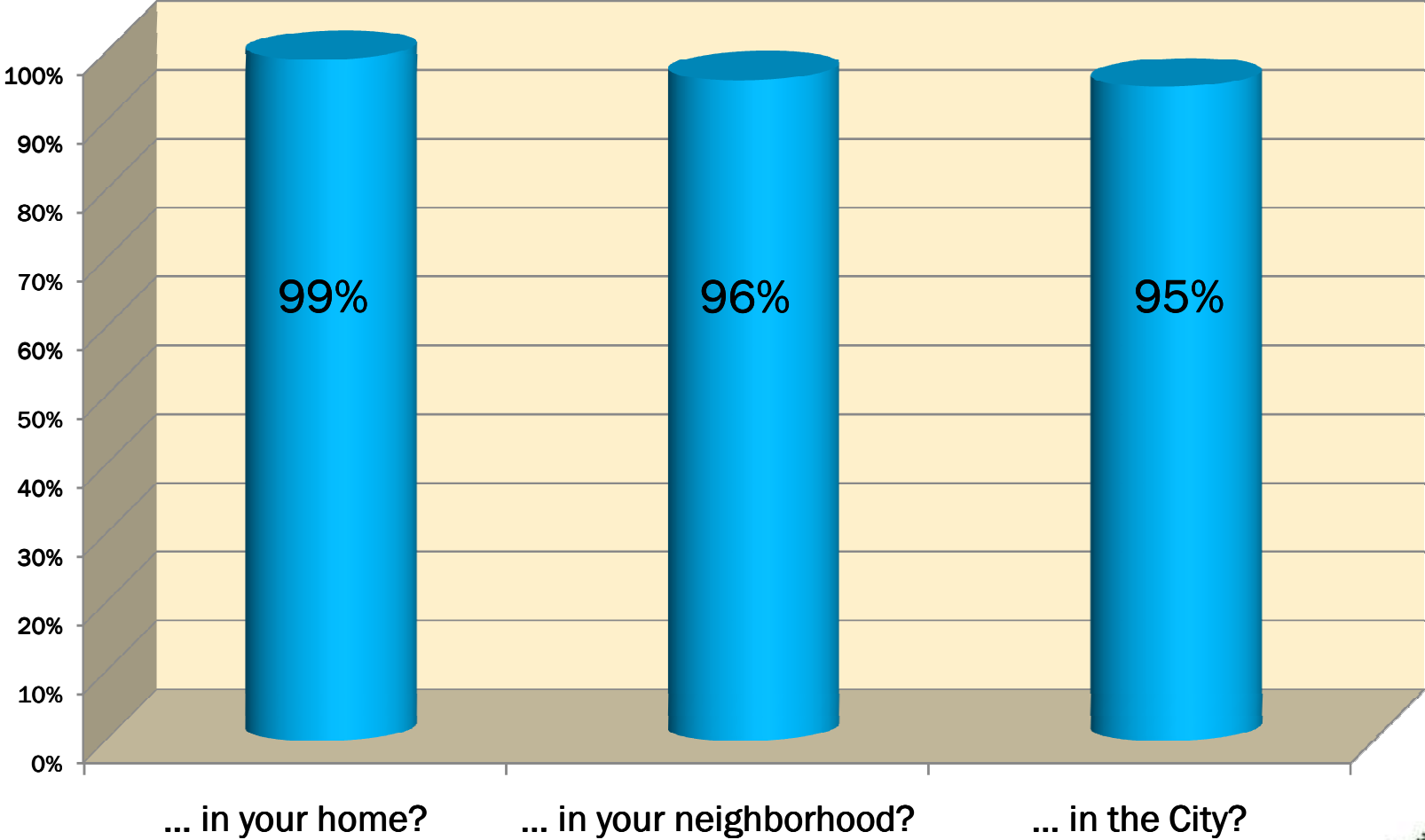


# RESIDENT SATISFACTION RATE



# RESIDENT SAFETY RATINGS

How safe do you feel ...



**Thank you for your continued support**

**Any Questions?**

