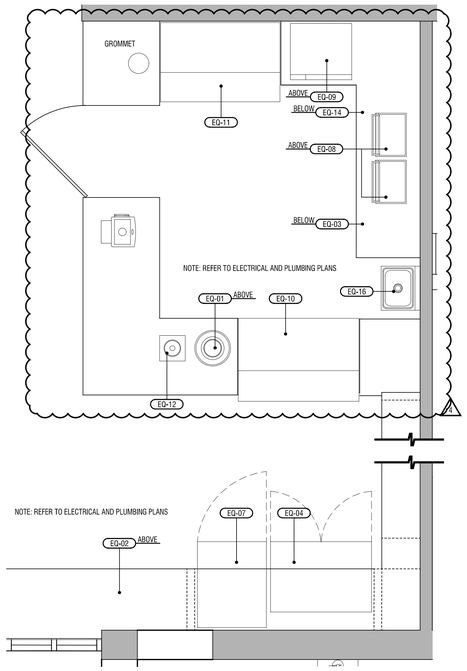

1J A4.01b **EQUIPMENT PLAN - CAFE** 1/2" = 1'-0"

Equipment Schedule

ITEM	DESCRIPTION	MANUFACTURER	MODEL #	REMARKS
EQ-1	SOUP KETTLE	GS BY NEMCO	GS1650	SITS ON COUNTERTOP
EQ-2	COFFEE BREWER	EXISTING BY OWNER	EXIST.	PROVIDE WATER AND ELECTRIC
EQ-3	UNDERCOUNTER DISHWASHER - CAFE	EXISTING BY OWNER	EXIST.	PROVIDE ELEC., WATER AND DRAIN PER MECH. AND ELEC. DRAWINGS
EQ-4	REFRIGERATED MERCHANDISER	BEVERAGEAIR	MT34-1B	
EQ-5	UNDERCOUNTER REFRIGERATOR	TURBO AIR	JUR-72-G-N	
EQ-6	UNDERCOUNTER DISHWASHER - BAR/PUB	JACKSON WWS	DISHSTAR LTH	
EQ-7	FREEZER MERCHANDISER	BEVERAGEAIR	MMF19HC-1-B	DOOR TO BE LEFT HANDED SWING
EQ-8	SANDWICH / PANINI GRILL	WINCO	ESG-1	SITS ON COUNTERTOP
EQ-9	RAPID COOK OVEN	PANASONIC	NE-SCV2NAPR	SITS ON COUNTERTOP
EQ-10	DISPLAY CASE, REFRIGERATED, DUAL SERVE	OMCAN USA	43550	
EQ-11	SALAD/SANDWICH PREP	EXISTING BY OWNER	EXIST.	
EQ-12	BLENDER BAR	WARING	MX1000XTX	SITS ON COUNTERTOP
EQ-13	DRAFT BEER COOLER	GAI AXV	127YEGRTPSS	
EQ-14	ICE MAKER WITH BIN, CUBE STYLE - CAFE	ICE-O-MATIC	UCG130A	PROVIDE ELEC., WATER AND FLOOR SINK PER MECH. AND ELEC. DRAWINGS
EQ-15	DRAINBOARD	REGENCY	600UBD2124	
EQ-16	HAND SINK	TABCO	7-PS-22	
EQ-17	WORK TABLE, STAINLESS STEEL TOP W/ HAND SINK	JOHN BOOS	ST4RS-3072SSBK	PROVIDE WATER AND DRAIN PER MECH. AND ELEC. DRAWINGS
EQ-18	SODA GUN	BY VENDOR		
EQ-19	HOT/COLD FOOD WELL UNIT, DROP-IN ELECTRIC	DELFIELD	N8643P	ADEQUATE VENTILATION REQUIRED FOR UNIT LOCATED WITHIN CABINET
EQ-20	COLD FOOD WELL UNIT, DROP-IN, REFRIGERATED	DELFIELD	N8143BP	ADEQUATE VENTILATION REQUIRED FOR UNIT LOCATED WITHIN CABINET
EQ-21	SNEEZE GUARD, PORTABLE	CAL-MIL	2026-4-55	
EQ-22	WARMING DRAWER, FREE STANDING	HATCO	HDW-1-120-QS	
EQ-23	DROP IN ICE BIN	DELFIELD	032-204	

NOTES: CONFIRM CLEARANCE REQUIREMENTS FOR EQUIPMENT PRIOR TO MILLWORK FABRICATION/INSTALLATION

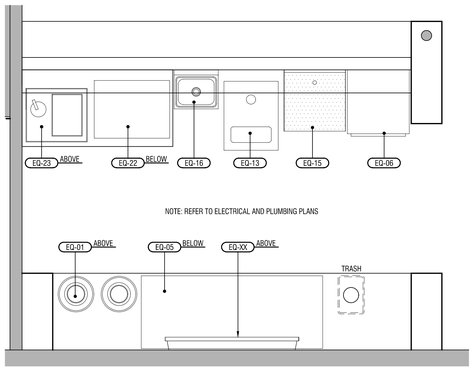

1E A4.01b **EQUIPMENT PLAN - BAR** 1/2" = 1'-0"

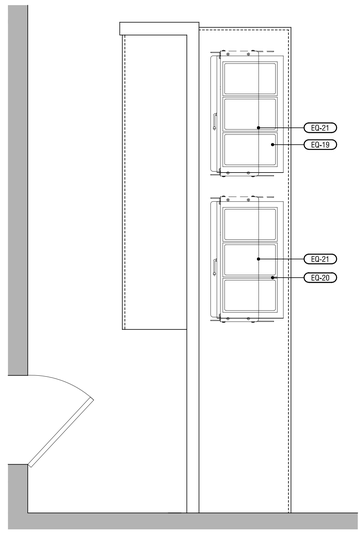

5E A4.01b **EQUIPMENT PLAN - DINING** 1/2" = 1'-0"

Lighting Schedule

TAG	DESCRIPTION	MANUFACTURER	MODEL	MOUNTING	DIMMABLE	REMARKS	QUANTITY
LT-01	LARGE CHANDELIER @ LOBBY	CIRCA LIGHTING	LIAISON TRIPLE TIER CHANDELIER, ITEM: KWS202	CEILING	ANTIQUE-BURNISHED BRASS WITH CLEAR GLASS SHADE	DIMMABLE	1
LT-02	SMALL CHANDELIER @ LOBBY	CIRCA LIGHTING	LIAISON DOUBLE TIER CHANDELIER, ITEM: KWS201	CEILING	ANTIQUE-BURNISHED BRASS WITH CLEAR GLASS SHADE	DIMMABLE	2
LT-03	WALL SCONCES @ LOBBY	CIRCA LIGHTING	GLENDON SMALL HURRICANE SCONCE, ITEM: CHO2610	WALL, REFER TO PLAN/ELEVATION	ANTIQUE-BURNISHED BRASS WITH CLEAR GLASS SHADE	DIMMABLE	10
LT-04	LARGE CHANDELIER @ DINING	RESTORATION HARDWARE	RAVELLE ROUND CHANDELIER 60"	CEILING, BOTTOM OF FIXTURE TO BE 12' AFF	BRONZE	DIMMABLE	1
LT-05	SMALL CHANDELIER @ DINING	RESTORATION HARDWARE	BECKMAN ROUND CHANDELIER 33"	CEILING, BOTTOM OF FIXTURE TO BE 12' AFF	BRONZE	DIMMABLE	15
LT-06	SCONCES @ DINING & CAFE	HUDSON VALLEY LIGHTING	FREDONIA, 3411-AGB	WALL, REFER TO PLAN/ELEVATION	AGED BRASS	DIMMABLE	19
LT-08	LINEAR LIGHT @ BAR	CIRCA LIGHTING	MILO LARGE LINEAR PENDANT, ITEM: SS327	CEILING, BOTTOM OF FIXTURE TO BE 8' AFF	AGED IRON WITH LINEN SHADE	DIMMABLE	2
LT-09	WALL SCONCES @ BAR	HUDSON VALLEY LIGHTING	BLADE, B4016R	WALL, REFER TO PLAN/ELEVATION	FORGED IRON	DIMMABLE	2
LT-10	4" TRIMLESS CAN LIGHT	ELEMENT LIGHTING	4" ELEMENT ROUND FLANGELESS TRIM, E4RLB-HW	CEILING, RECESSED	WHITE	DIMMABLE	GC TO VERIFY

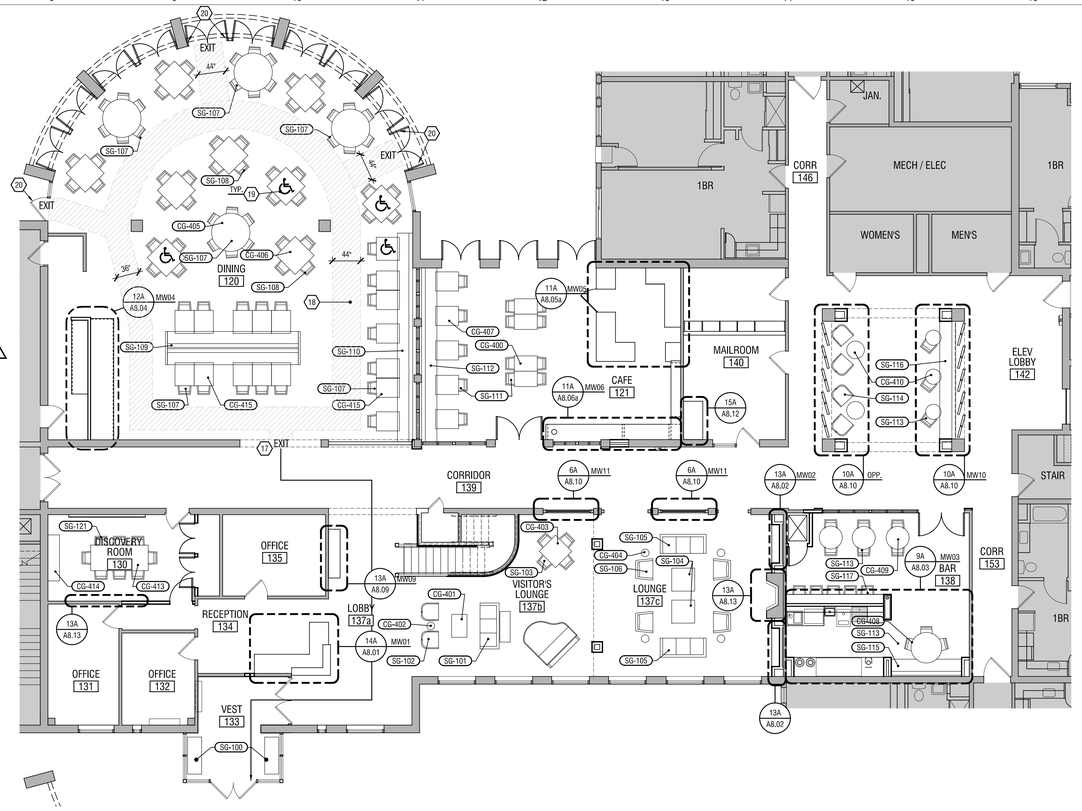

8H A4.01b **ENLARGED FURNITURE PLAN: LEVEL 01** 1/8" = 1'-0"

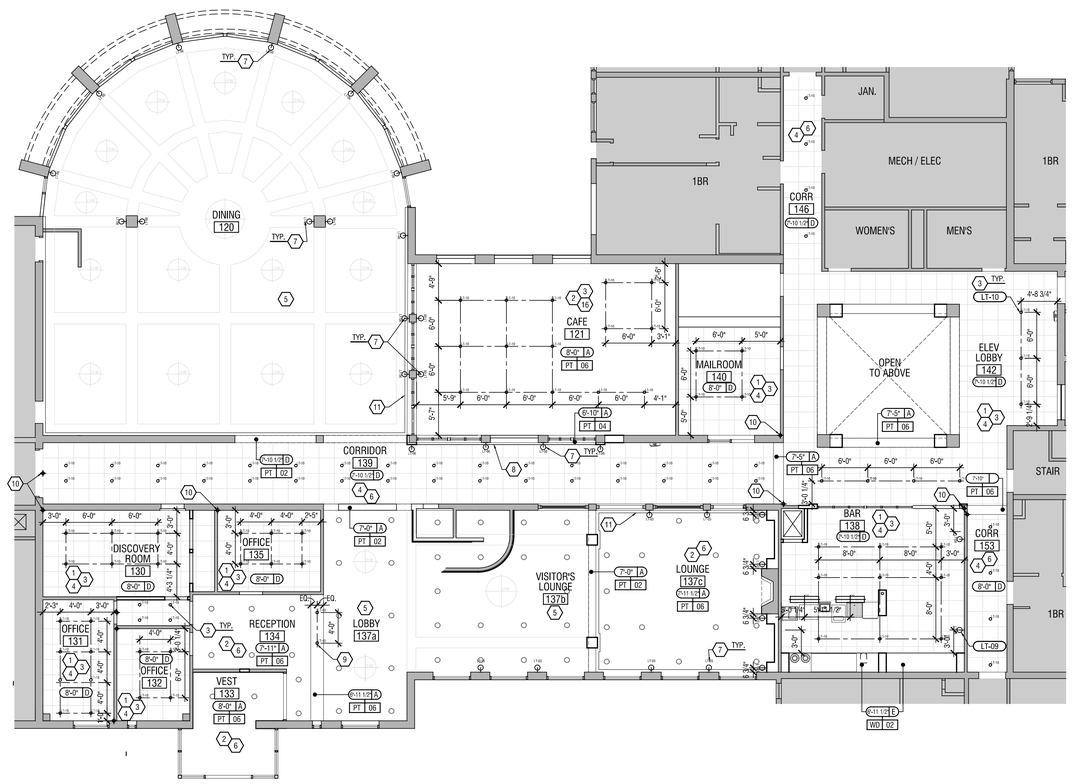

8A A4.01b **ENLARGED CEILING PLAN: LEVEL 01** 1/8" = 1'-0"

GENERAL NOTES:

A. REFER TO SHEET A1.00 FOR WALL TYPES AND WALL TYPE MODIFIERS
B. REFER TO RF&E PACKAGE FOR FURNITURE, FIXTURES AND FINISH SPECIFICATIONS
C. FIRE EXTINGUISHERS, SMOKE DETECTORS AND OTHER EMERGENCY DEVICES TO BE LOCATED PER LOCAL CODE. FIRE EXTINGUISHER LOCATIONS WITHIN THE PUBLIC SPACE SHALL BE CONTAINED WITHIN FULLY RECESSED CABINETS
D. PROVIDE EMERGENCY LIGHTING PER LOCAL CODE
E. WALL DEVICES & DUPLEX RECEPTACLES TO BE MOUNTED AT 18" A.F.F. TYPICAL U.N.O.
F. ALL ELECTRICAL DIMENSIONS ARE TO CENTERLINES, TYP. U.N.O.
G. CEILING START POINT TO BE CENTERED IN MIDDLE OF ROOM TO EDGES (EQUAL ON EACH WALL), U.N.O

KEYNOTES:

1. LIGHTING TO BE ON DIMMERS
2. PATCH & REPAIR EXISTING GWB AT CEILING TO LEVEL 5 FINISH IN PREPARATION FOR NEW FINISHES
3. NEW 4" RECESSED DOWN LIGHTS, LT-10 - REFER TO CEILING PLAN TO LAYOUT & LOCATION
4. PROVIDE NEW ACOUSTICAL CEILING TILES. INSTALL NEW 2x2 GRID
5. 2-STORY CEILING, REFER TO A4.02b FOR CEILING FINISHES & FIXTURE INFORMATION
6. LOCATION OF EXISTING RECESSED CAN LIGHTS TO REMAIN - REPLACE EXISTING CAN LIGHTS WITH NEW CAN LIGHTS, LT-10
7. NEW DECORATIVE WALL SCONCES IN EXISTING LOCATIONS, TO BE CENTERED ON WALL UNLESS OTHERWISE NOTED, REFER TO LIGHTING SCHEDULE ON A4.01b
8. PROVIDE FRAMED BULKHEAD WITH GYPSUM BOARD FINISH AROUND CAFE STOREFRONT, REFER TO ELEVATIONS FOR CEILING HEIGHT
9. NEW RECESSED CAN OVER RECEPTION TO BE LOCATED OFF EXISTING CAN LIGHT LOCATION - REFER TO A4.01b
   - CAN LIGHTS OVER RECEPTION SHOULD BE SAME PRODUCT, REPLACE EXISTING AS NEEDED
10. ACT TILE LAYOUT TO START FULL TILE AT DESIGNATED LOCATION
11. EXISTING CROWN MOLDING TO REMAIN - PROTECT DURING CONSTRUCTION
12. NEW CEILING LIGHT FIXTURES TO BE INSTALLED ALIGNING WITH CURRENT JBOXES
13. FITNESS EQUIPMENT POWER TO BE COORDINATED WITH GC & OWNER
14. EXISTING MULTI-PURPOSE ROOM MILLWORK TO BE RELOCATED
15. PROVIDE CROWN MOLDING TO MATCH EXISTING AT NEW WALL
16. PROVIDE FRAMING AS NECESSARY FOR NEW CAFE CEILING
17. PROVIDE EMERGENCY EXIT SIGN (MATCH EXISTING)
18. MEANS OF EGRESS PATH (WIDTH AS SHOWN) INDICATED TO ASSIST WITH FURNITURE LAYOUT TO MAINTAIN REQUIRED CLEARANCE AND PATH TO EXITS
19. ACCESSIBLE SYMBOL INDICATES TABLES REQUIRED TO BE ACCESSIBLE SEATING (30"x48" CLEAR WIDTH INCL. KNEE AND TOE SPACE CLEAR)
20. NEW EGRESS DOORS TO BE PROVIDED WITH "PANIC" HARDWARE OPERABLE AT ALL TIMES FROM INTERIOR SIDE OF THE EGRESS DOOR - EXISTING EGRESS DOOR HAS EXISTING EGRESS HARDWARE

CEILING TYPE LEGEND:

10'-0" A — CEILING HEIGHT / CEILING TYPE/CONSTRUCTION

A. **GYPSUM BOARD:** PRIMED & PAINTED
B. **WALLCOVERING OVER GYPSUM BOARD:** REFER TO SPECS
C. **FAUX WOOD CEILING PLANKS:** REFER TO SPECS
D. **2X2 LAY-IN ACOUSTIC TILE & GRID:** REFER TO SPECS
E. **STAINED MILLWORK:** REFER TO SPECS

LIGHTING LAYOUT:

CENTER FIXTURE IN SPACE - CENTER THE FIXTURE IN SPACE IDENTIFIED BY DIAGONAL LINE.
ALIGN FIXTURES - ALIGN FIXTURES ALONG CENTERLINE SHOWN
CENTER OVER - CENTER FIXTURE OVER CENTERLINE OF ADJACENT CONSTRUCTION

POWER & SIGNAL LEGEND:

PLAN		ELEV.	
	WALL SWITCH		WALL SWITCH
	DUPLEX RECEPTACLE		DUPLEX RECEPTACLE
	QUAD RECEPTACLE		QUADRUPLEX RECEPTACLE
GFCI	DUPLEX RECEPTACLE (GFCI)	GFCI	DUPLEX RECEPTACLE (GFCI)
	VOICE RECEPTACLE		VOICE RECEPTACLE
	DATA RECEPTACLE		DATA RECEPTACLE
	VOICE/DATA RECEPTACLE	V/D	VOICE/DATA RECEPTACLE
TV	CCTV DEVICE		
SD	SMOKE DETECTOR	SD	SMOKE DETECTOR
J	JUNCTION BOX	J	JUNCTION BOX
T	THERMOSTAT	T	THERMOSTAT
	OCCUPANCY SENSOR	OS	OCCUPANCY SENSOR
DB	DOOR BELL (E.F. ROOMS ONLY)	DB	DOOR BELL
	SPRINKLER HEAD (SIDE WALL)		SPRINKLER HEAD
	SPRINKLER HEAD		

WALL LEGEND:

- DASHED WALL INDICATES REMOVAL
- HATCHED WALLS INDICATES EXISTING WALLS TO REMAIN
- SHADED AREAS INDICATES NO SCOPE

KEY PLAN:

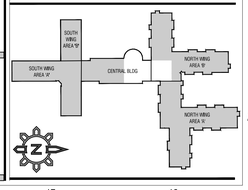

LUMINAUT
1100 Sycamore Street, Suite 200
Cincinnati, Ohio 45202
Ph: 513.984.1070 .. luminaut.com

Project Team

Owner
Trinity Health Senior Living
St Joseph Mercy Sr Communities
Bellbrook
873 West Avon Rd
Rochester Hills, MI 48307
Ph: 248.656.8300

Architect
LUMINAUT
1100 Sycamore Street, Suite 200
Cincinnati, OH 45202
luminaut.com
513.984.1070
Contact: Brandon Roberts

Interior Design
LUMINAUT
1100 Sycamore Street, Suite 200
Cincinnati, OH 45202
luminaut.com
513.984.1070
Contact: Ashley Sodja

MEP Engineer
PE Services
9 North Broadway
Lebanon, OH 45036
peservices.com
513.936.3810
Contact: Craig Slaughterbeck

Trinity Health Senior Communities
Bellbrook
ST. JOSEPH MERCY SENIOR COMMUNITIES

Project Title
Interior Renovation for Trinity Health: BELLBROOK
873 West Avon Rd
Rochester Hills, MI 48307

STATE OF MICHIGAN — MATTHEW A. ERDMAN — ARCHITECT — No. 1301068345 — LICENSED ARCHITECT

MATTHEW A. ERDMAN
LICENSE 1301068345
EXPIRES 01/07/2024

Issue: November 29, 2021

Revision

Building Dept. Comments	01.28.2022
Additional Comments	02.14.2022
Kitchen Equip. Updates	03.30.2022
4 Cafe Changes	04.15.2022

Sheet Title
Enlarged Furniture And Ceiling Plan: Level 1

Project No. 21046
Drawn By: ALS
Reviewed By: MSK
Scale: As Noted
Sheet No. **A4.01b**

COPYRIGHT © 2022 LUMINAUT, INC. - 5/4/15/2022 - 11:57 AM - P:\21046 THSC Bellbrook Quick Win Refresh\06 Pre Construction\01 Drawings\BIDding_A4015 Enlarged Ceiling & Furniture Plan - Level 1_3R.dwg