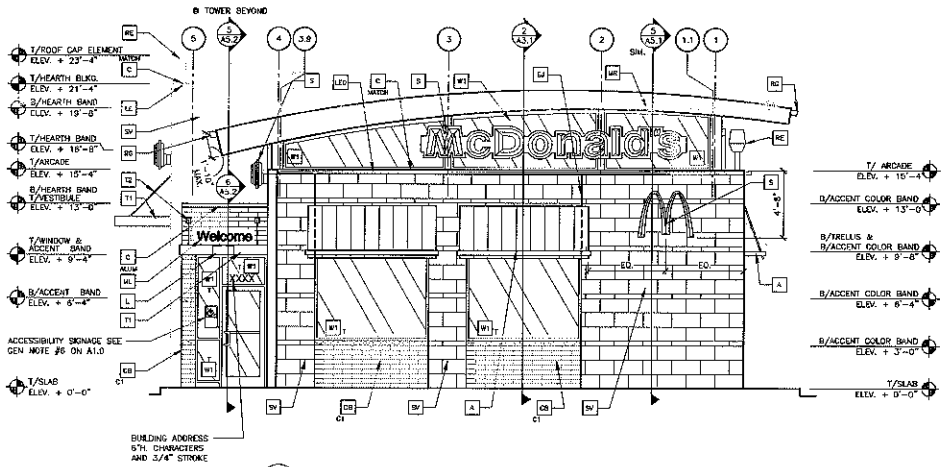

1 A2.0 FRONT ELEVATION
1/4" = 1'-0"

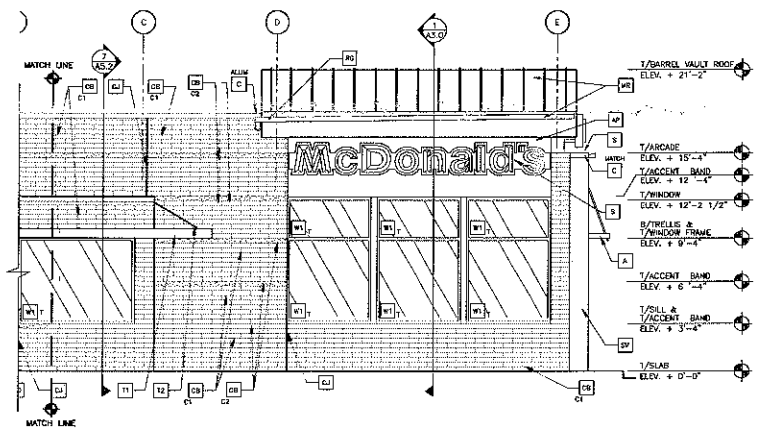

2 A2.0 DRIVE-THRU ELEVATION
1/4" = 1'-0"
(SEE ELEVATION 3/A2.0 FOR CONTINUATION OF ELEVATION)

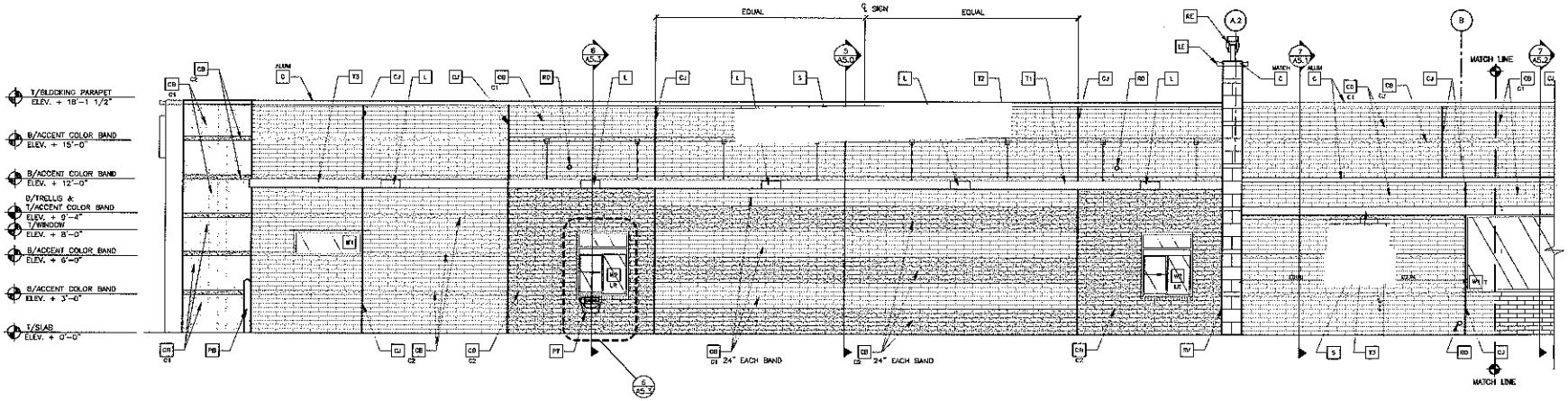

3 A2.0 DRIVE-THRU ELEVATION
1/4" = 1'-0"
(SEE ELEVATION 2/A2.0 FOR CONTINUATION OF ELEVATION)

KEY NOTES:

- A — METAL AWNING – UNDER SEPARATE PERMIT, COLOR TO BE ALTERNATING STRIPES TO MATCH PANTONE 123C AND 109C
- AP — ALUMINUM PANEL SYSTEM –COLOR TO MATCH BENJAMIN MOORE 2121-30 GIRY SHOWER
- CB — CONCRETE BRICK TYPE– BELLA BRIK CONTACT: CONSUMERS CONCRETE PRODUCTS (616-243-3651) COLOR: C1 = OLYMPIA BLEND TEXTURE, SMOOTH FACE; C2 = MIDLAND, SMOOTH FACE
- C — METAL COPING – COLOR = ALUMINUM
- C MATCH — METAL COPING – COLOR TO MATCH SURROUNDING MATERIAL
- CJ — CONTROL JOINT, SEE DETAIL 7/A4.1
- D — HOLLOW METAL DOOR – PAINT TO MATCH COLOR OF SURROUNDING MATERIAL
- FD — CO2 FILL BOX (EOPM SCHEDULE ITEM 49.00)
- FS — OPTIONAL BULK OIL FILL BOX (EOPM SCHEDULE ITEM 700.18) – CONFIRM USE WITH MCD PROJECT MANAGER
- L — LIGHT FIXTURE (WALL SCONCE) – SEE ELECTRICAL
- UL — UP & DOWN LED LIGHTING – SEE ELECTRICAL
- ML — METAL LETTERING – BY OTHERS
- MR — METAL ROOF – STANDING SEAM W/ALUMINUM FINISH FASCIA TRIM, COLOR TO BE "YELLOW – PANTONE COLOR #109U"
- PB — PIPE BOLLARD – PAINTED YELLOW
- PT — (RING) COIN COLLECTOR
- RE — ROOF CAP ELEMENT BY OTHERS
- RG — CONTINUOUS RAIN GUTTERS AND DOWNSPOUTS AT BARREL VAULT ROOF G.C. TO COORDINATE THRU-WALL SLEEVE – SEE SECTIONS
- RO — ROOF DRAIN OVERFLOW PIPE PAINT TO MATCH SURROUNDING MATERIAL
- S — McDONALD'S SIGNAGE BY OTHERS – UNDER SEPARATE PERMIT.
- SV — STONE VENEER– TYPE: ROCKCAST S1003, COLOR: BUFFSTONE, TEXTURE: SMOOTH, SIZE: 4"x12"x24" NOM. ACCENT STRIPE– TYPE: ROCKCAST S1204, COLOR: BUFFSTONE, TEXTURE: CHISELED, SIZE: 4"x4"x24" NOM.
- T1 — ALUMINUM TRELLIS
- T2 — TRELLIS TIE-BACK
- T3 — 2X6 WALL FASCIA – REFER TO SIM. DETAIL 3 ON SHEET A5.1
- W1 — EXTERIOR WINDOW ASSEMBLY – SEE A5.0
  - T = TEMPERED GLASS
- WF — DRIVE-THRU WINDOW BY READY ACCESS CONFIRM MODEL, OPTIONS, AND SIZE WITH MCD AREA CONSTRUCTED MANAGER OPTIONS INCLUDE: TRANSOM (SHOWN)
  - SLIDE DIRECTION: RL = RIGHT TO LEFT LR = LEFT TO RIGHT

GLAZING REQUIREMENTS:
U VALUE = 0.45
SHGC = 0.4

REV	DATE	DESCRIPTION	BY

PREPARED BY: McDonald's USA, LLC

©2011 McDonald's USA, LLC
These drawings and specifications are the confidential and proprietary intellectual property of McDonald's USA, LLC and are not to be used without written permission. The contract documents were prepared for the site or sites identified herein. They may not be suitable for use on a different site or at a later time. Use of a McDonald's USA, LLC, prototypical design on a different site may require Seal of Professional Engineer. Modifications to the contract documents to reuse on another project are not authorized.

DRAWN BY: RAM
REV ISSUE DATE MARCH 23, 2009
DESIGNED BY: SJR
DATE ISSUED: MAR 7, 2011

TITLE: 2009 STANDARD BUILDING 3510.PP–WOOD/WOOD +5'R +5'F
WOOD TRUSS WALLS W/A 7/8 THICK PLYWOOD OVERLAY WOOD ROOF TRUSS FRAMING
STONE, FETTER FINISH ARCHES/ARCH
SITE ID: 35104
ADDRESS: 825 ROCHESTER RD, ROCHESTER HILLS, MI 48307

SHEET NO.: A2.0
ELEVATIONS

K:\RAM CENTRAL\ - MDENG\ - 2008-09-1 ROCHESTER HILLS\A1.0-ELEVATIONS 03-08-2011 15:08

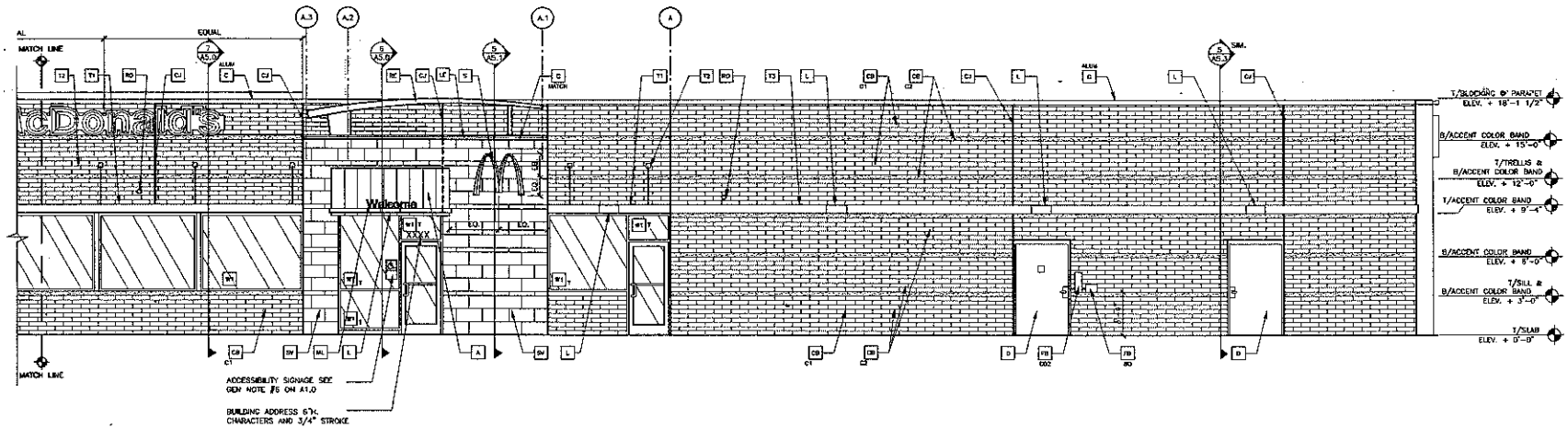

1 A2.1 NON DRIVE-THRU ELEVATION
1/4" = 1'-0"
(SEE ELEVATION 2/A2.1 FOR CONTINUATION OF ELEVATION)

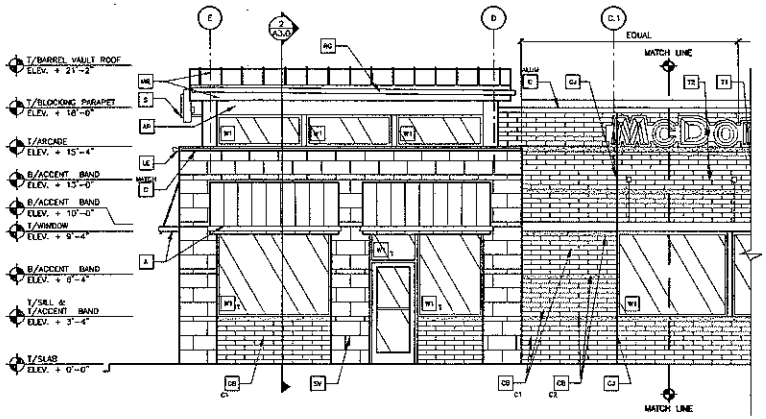

2 A2.1 NON DRIVE THRU ELEVATION
1/4" = 1'-0"
(SEE ELEVATION 1/A2.1 FOR CONTINUATION OF ELEVATION)

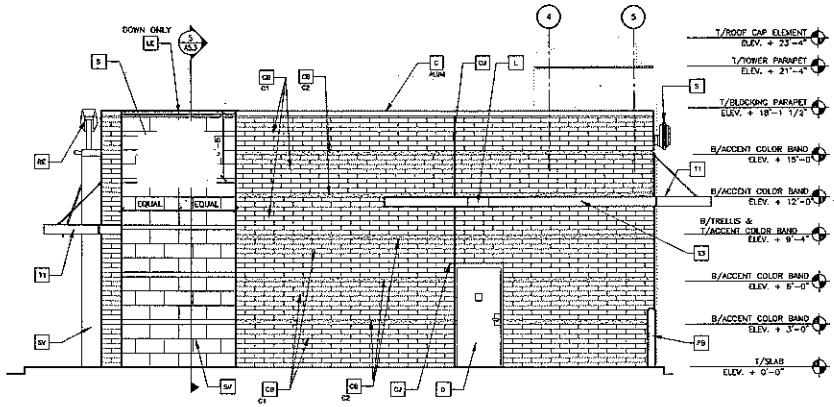

3 A2.1 REAR ELEVATION
1/4" = 1'-0"

KEY NOTES:

- A — METAL AWNING – UNDER SEPARATE PERMIT, COLOR TO BE ALTERNATING STRIPES TO MATCH PANTONE 425C AND 109C
- AP — ALUMINUM PANEL SYSTEM –COLOR TO MATCH BENJAMIN MOORE 2125-20 DRY SHOWER
- CB — CONCRETE BRICK, TYPE- BELLA BRIK CONTACT CONSUMERS CONCRETE PRODUCTS (616-243-3631)
  - COLOR:
  - C1 = OLYMPIA BLOND FEATURE, SMOOTH FACE
  - C2 = MIDLAND, SMOOTH FACE
- C — METAL COPING – COLOR = ALUMINUM (ALUM)
- C — METAL COPING – COLOR TO MATCH SURROUNDING MATERIAL (MATCH)
- CJ — CONTROL JOINT, SEE DETAIL 7/A4.1
- D — HOLLOW METAL DOOR – PAINT TO MATCH COLOR OF SURROUNDING MATERIAL
- FB — CO2 FILL BOX (EDPM SCHEDULE ITEM 40.00)
- FB — OPTIONAL BULK OIL FILL BOX (EDPM SCHEDULE ITEM 700.10) = CONFIRM USE WITH SITE PROJECT MANAGER (BO)
- L — LIGHT FIXTURE (WALL SCONCE) – SEE ELECTRICAL
- LE — UP & DOWN LED LIGHTING – SEE ELECTRICAL
- ML — METAL LETTERING – BY OTHERS
- MR — METAL ROOF – STANDING SEAM W/ALUMINUM FINISH FASCIA TRIM, COLOR TO BE "YELLOW – PANTONE COLOR #109U"
- PB — PIPE BOLLARD – PAINTED YELLOW
- PI — (RAINC) CDM COLLECTOR
- RC — ROOF CAP ELEMENT BY OTHERS
- RG — CONTINUOUS RAIN GUTTERS AND DOWNSPOUTS AT (BARREL VAULT ROOF) S.C. TO COORDINATE THREE-WALL SLIDING – SEE SECTIONS
- RD — ROOF DRAIN OVERFLOW PIPE PAINT TO MATCH SURROUNDING MATERIAL
- S — McDONALD'S SIGNAGE BY OTHERS – UNDER SEPARATE PERMIT.
- SV — STONE VENEER– TYPE: ROCKCAST STEEL, COLOR: BUFFSTONE, TEXTURE: SMOOTH, SIZE: 4"x12"x24" NOM. ACCENT STRIPE– TYPE: ROCKCAST STONE, COLOR: BAFFSTONE, TEXTURE: CHISELED, SIZE: 4"x4"x24" NOM.
- T1 — ALUMINUM TRELLIS
- T2 — TRELLIS TIE-BACK
- T3 — ZEE WALL FASCIA – REFER TO SIM. DETAIL 3 ON SHEET A5.1
- W1 — EXTERIOR WINDOW ASSEMBLY – SEE A5.0
  - T = TEMPERED GLASS
- W2 — DRIVE-THRU WINDOW BY READY ACCESS CONFIRM MODEL, OPTIONS, AND SIZE WITH MCD AREA CONSTRUCTION MANAGER OPTIONS INCLUDE: TRANSOM (SHOWN) (DT)
  - SLIDE DIRECTION: RL = RIGHT TO LEFT LR = LEFT TO RIGHT

GLAZING SPECIFICATIONS:
U VALUE = 0.45
SHGC = 0.4

REV	DATE	DESCRIPTION	BY

©2011 McDonald's USA, LLC

PREPARED FOR: McDonald's USA, LLC

PREPARED BY:

These drawings and specifications are the architectural and engineering property of McDonald's USA, LLC. The contract documents were prepared under the supervision of a licensed architect and are not intended or not suitable for use on a different site or at a later time. Use of these documents by any other person or entity is prohibited without the express or implied written consent and indemnity of the licensed designers for any damages or injuries. Reproduction of the contract documents for other or another project is not authorized.

Drawn BY: RAM
3RD SIGNAL DATE: 03-08-11
REVISED BY: MJR
DATE ISSUED: MAR 7, 2011

TITLE: 2009 STANDARD BUILDING 3510.PP.-WOOD/WOOD +5'R +5'F
DESCRIPTION: WOOD BEARING WALLS W/4" BELLA BRIK EXTERIOR FINISH; WOOD ROOF TRUSS FRAMING
SITE: STONE EXTERIOR FINISH MODEL/REVIEW
SITE #: 03-008 | 800 ROCHESTER RD. ROCHESTER HILLS, MI 48307

SHEET NO.: A2.1
ELEVATIONS

K:\DAV_CENTRAL_SHOW\201-0008-00-1 ROCHESTER HILLS\AV-ELEV.DWG 03-08-2011 15:08

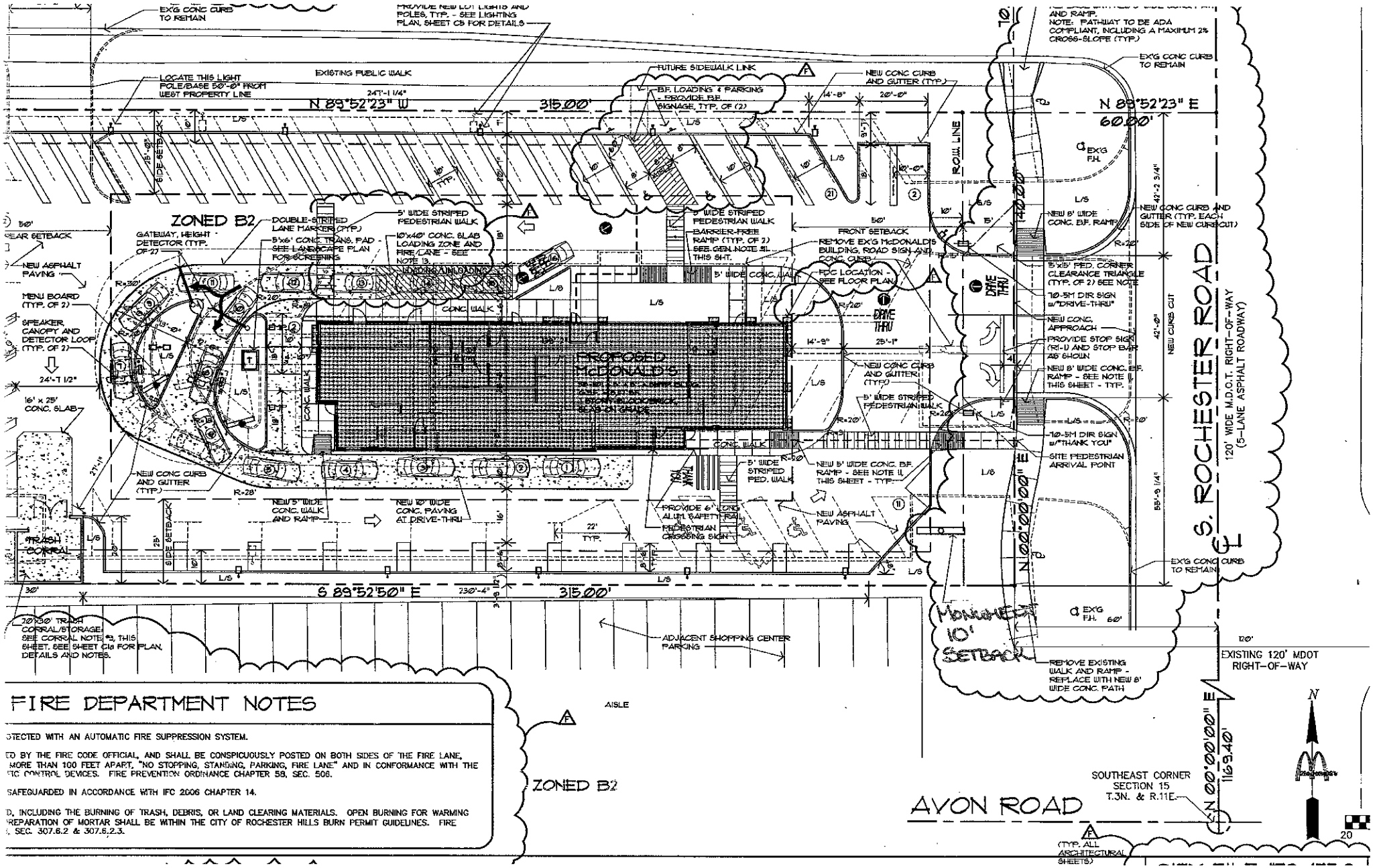
EXISTING PUBLIC WALK
N 89°52'23" W
315.00'
S 89°52'50" E
315.00'
N 89°52'23" E
60.00'
N 00°00'00" E
1169.40'
ZONED B2
PROPOSED McDONALD'S
DRIVE THRU
S. ROCHESTER ROAD
120' WIDE M.D.O.T. RIGHT-OF-WAY (5-LANE ASPHALT ROADWAY)
EXISTING 120' MDOT RIGHT-OF-WAY
AVON ROAD
SOUTHEAST CORNER SECTION 15 T.3N. & R.11E.
ADJACENT SHOPPING CENTER PARKING
TRASH CORRAL
MONUMENT 10' SETBACK
FIRE DEPARTMENT NOTES
OTECTED WITH AN AUTOMATIC FIRE SUPPRESSION SYSTEM.
ED BY THE FIRE CODE OFFICIAL, AND SHALL BE CONSPICUOUSLY POSTED ON BOTH SIDES OF THE FIRE LANE, MORE THAN 100 FEET APART, "NO STOPPING, STANDING, PARKING, FIRE LANE" AND IN CONFORMANCE WITH THE FIC CONTROL DEVICES. FIRE PREVENTION ORDINANCE CHAPTER 58, SEC. 506.
SAFEGUARDED IN ACCORDANCE WITH IFC 2006 CHAPTER 14.
D, INCLUDING THE BURNING OF TRASH, DEBRIS, OR LAND CLEARING MATERIALS. OPEN BURNING FOR WARMING REPARATION OF MORTAR SHALL BE WITHIN THE CITY OF ROCHESTER HILLS BURN PERMIT GUIDELINES. FIRE , SEC. 307.6.2 & 307.6.2.3.

Wordmark Fascia - LED

Everbrite
Identity Systems Division

Illumination:	LED
Electrical:	2.6 Amps 12V 60HZ
Ballast:	2- AMPEROR ANP90-30
Ship Weight:	140 lbs.

41.25 sqft.

Everbrite, LLC, 315 Marion Ave., South Milwaukee, WI, 53172 P: 888-857-4078 F: 877-430-7363 www.everbrite.com

42" Illuminated Building Arch

(Modified 48")

Everbrite
Identity Systems Division

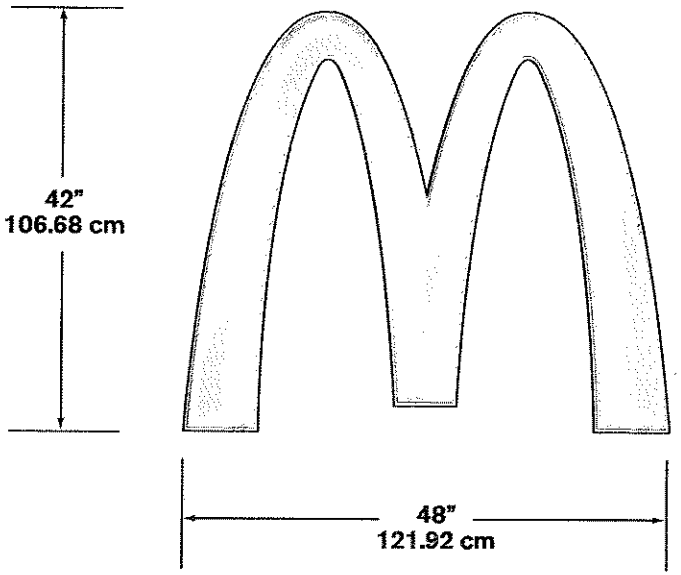

Illumination:	Neon
Electrical:	1.25 Amps
Ballast:	1-12/30
Ship Weight:	110 lbs.

LED version available soon

14 sqft.

Everbrite, LLC, 315 Marion Ave., South Milwaukee, WI, 53172 P: 888-857-4078 F: 877-430-7363 www.everbrite.com