



SPECIAL POLICE FUND

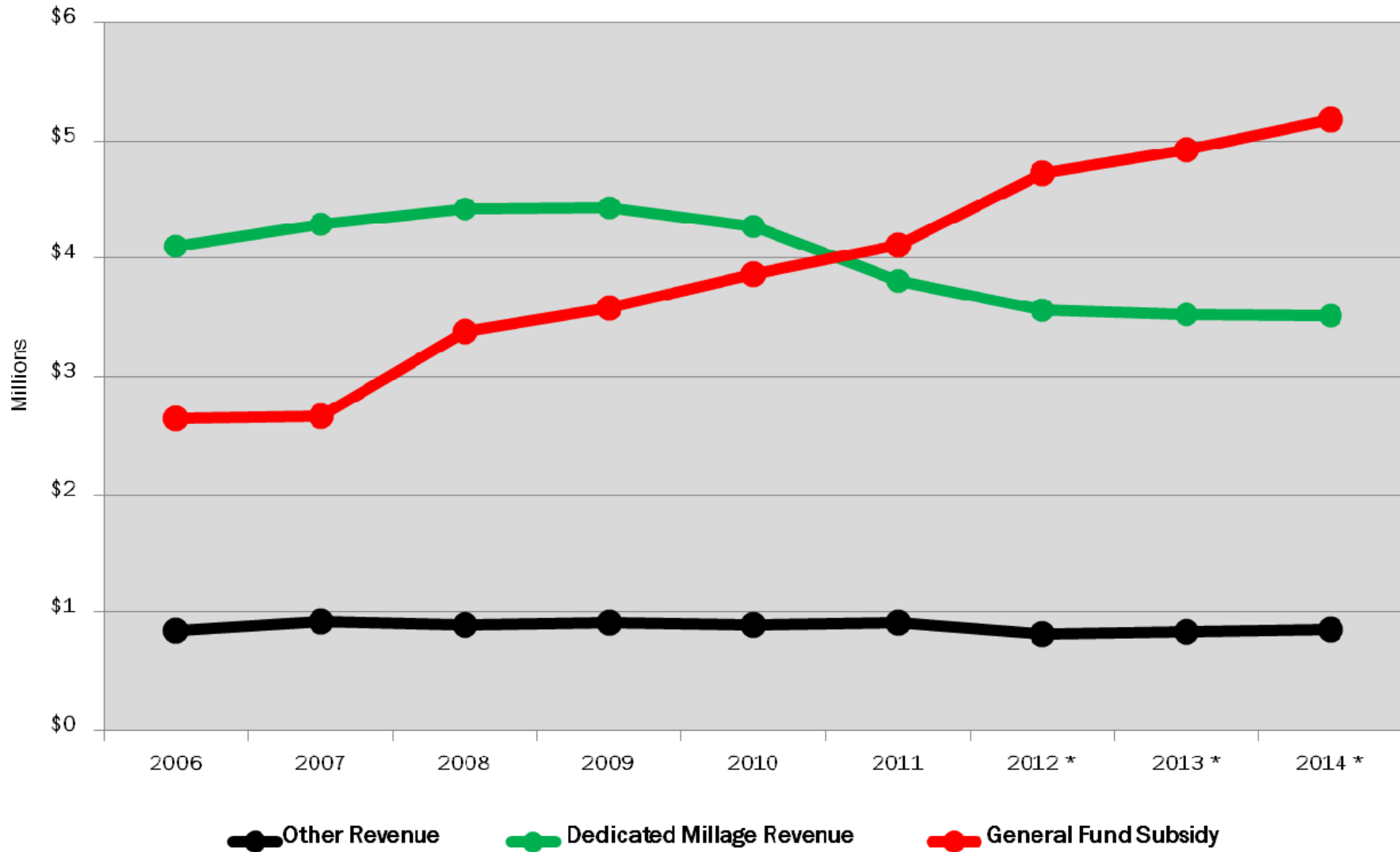


SPECIAL POLICE FUND

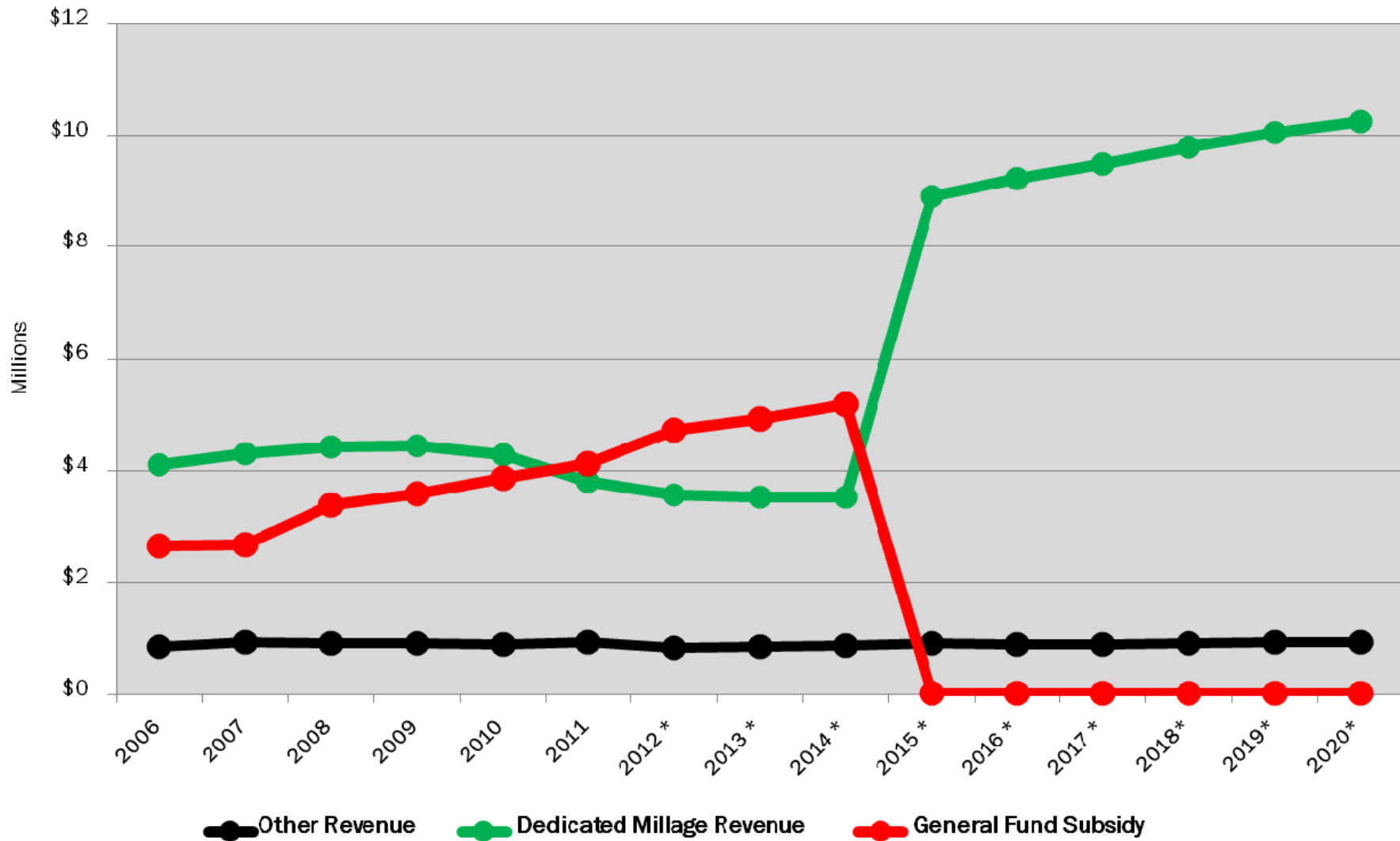
- **Police Millage I & II renewed through FY2024**
- **For FY2013 and FY2014 General Fund will still be providing over ½ of the total funding needed for police services**
- **Starting with FY2015, General Fund's subsidy will be replaced with Police Millage III. In place through FY2024**
- **OCSO Contract adjusts each year on average of 3.0%**
- **FY 2013-2015 Proposed and Projected Budgets are based on current contracted levels (57 officers)**



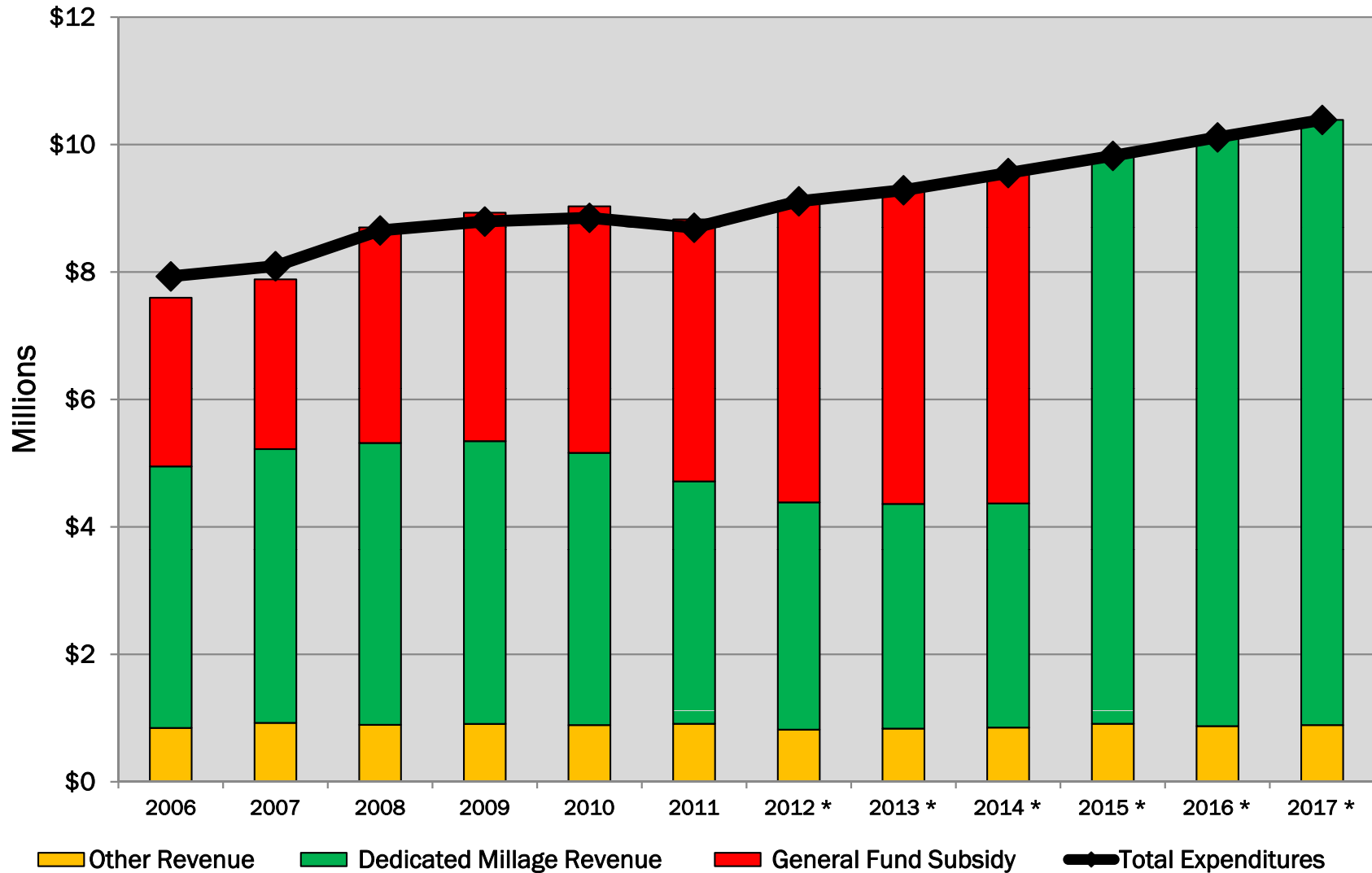
SPECIAL POLICE FUNDING SOURCES



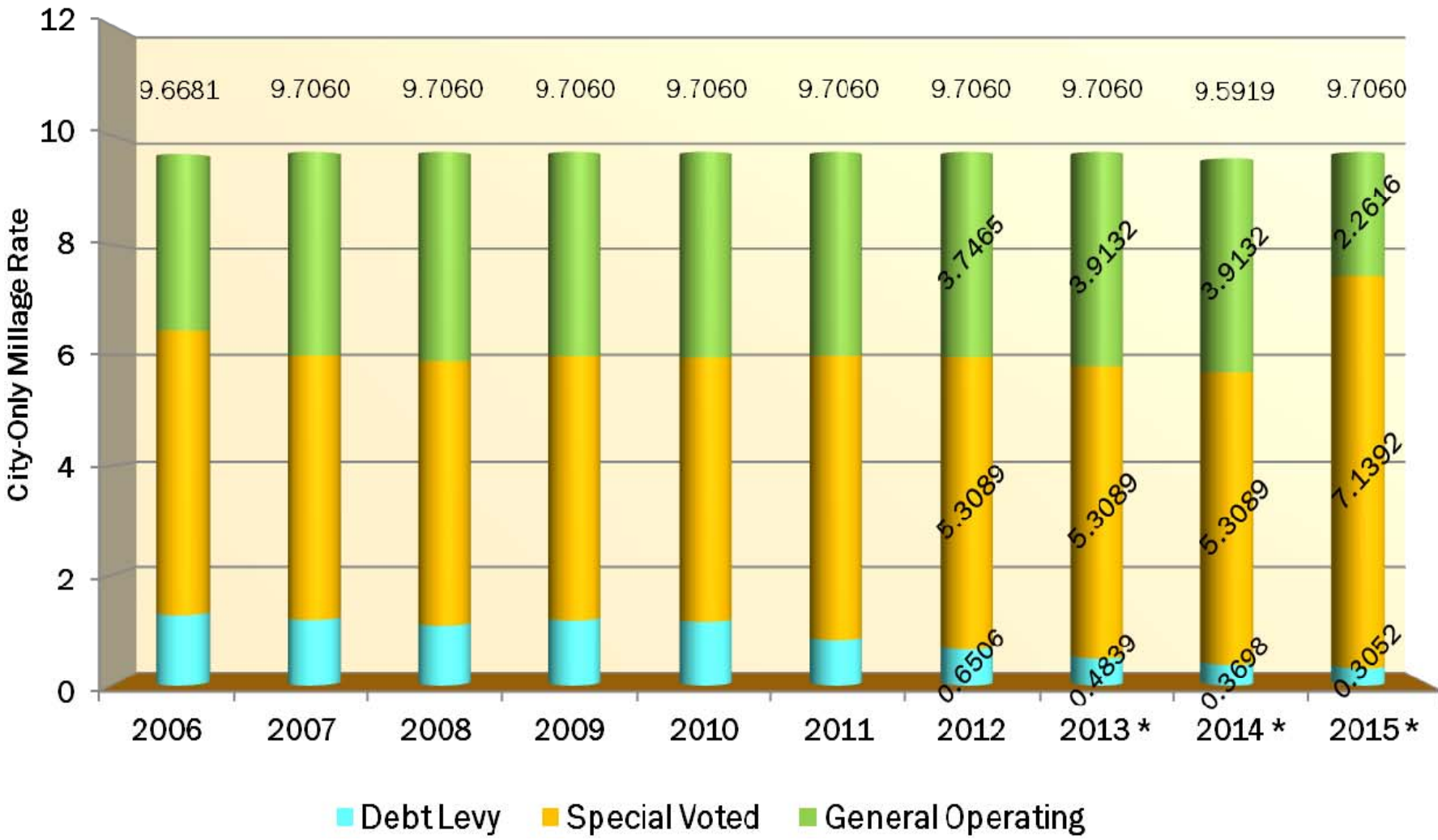
SPECIAL POLICE FUNDING SOURCES



SPECIAL POLICE FUNDING SOURCES



PROPERTY TAX COMPONENT TREND



THE OAKLAND PRESS

Sunday, July 22, 2012

Per capita cost of police services

Community	Police cost per resident
Rose Township	\$ 9
Holly Township	\$ 35
Commerce Township	\$ 99
Springfield Township	\$ 107
Oxford Township	\$ 114
Oakland Township	\$ 116
Independence Township	\$ 118
Brandon Township	\$ 119
Rochester Hills	\$ 121
Lyon Township	\$ 124
Orion Township	\$ 125
White Lake Township	\$ 131
Highland Township	\$ 132
Addison Township	\$ 156
Wolverine Lake	\$ 168
Milford Township	\$ 190
Pontiac	\$ 194
South Lyon	\$ 196
Waterford Township	\$ 204
Clawson	\$ 205
Novi	\$ 209
Walled Lake	\$ 210
West Bloomfield	\$ 210
Groveland Township	\$ 216
Keego Harbor	\$ 221
Farmington	\$ 223
Wixom	\$ 236
Royal Oak	\$ 245

Community	Police cost per resident
Rochester	\$ 246
Royal Oak Township	\$ 248
Farmington Hills	\$ 257
Holly	\$ 270
Oxford Village	\$ 271
Lake Orion	\$ 278
Pleasant Ridge	\$ 278
Hazel Park	\$ 281
Lathrup Village	\$ 292
Berkley	\$ 298
Birmingham	\$ 304
Troy	\$ 306
Clarkston	\$ 313
Sylvan Lake	\$ 321
Madison Heights	\$ 322
Oak Park	\$ 331
Orchard Lake	\$ 334
Southfield	\$ 357
Ferndale	\$ 372
Bloomfield Township	\$ 390
Huntington Woods	\$ 416
Beverly Hills	\$ 436
Milford Village	\$ 475
Franklin	\$ 487
Auburn Hills	\$ 565
Bingham Farms	\$ 640
Lake Angelus	\$1,049
Bloomfield Hills	\$1,078



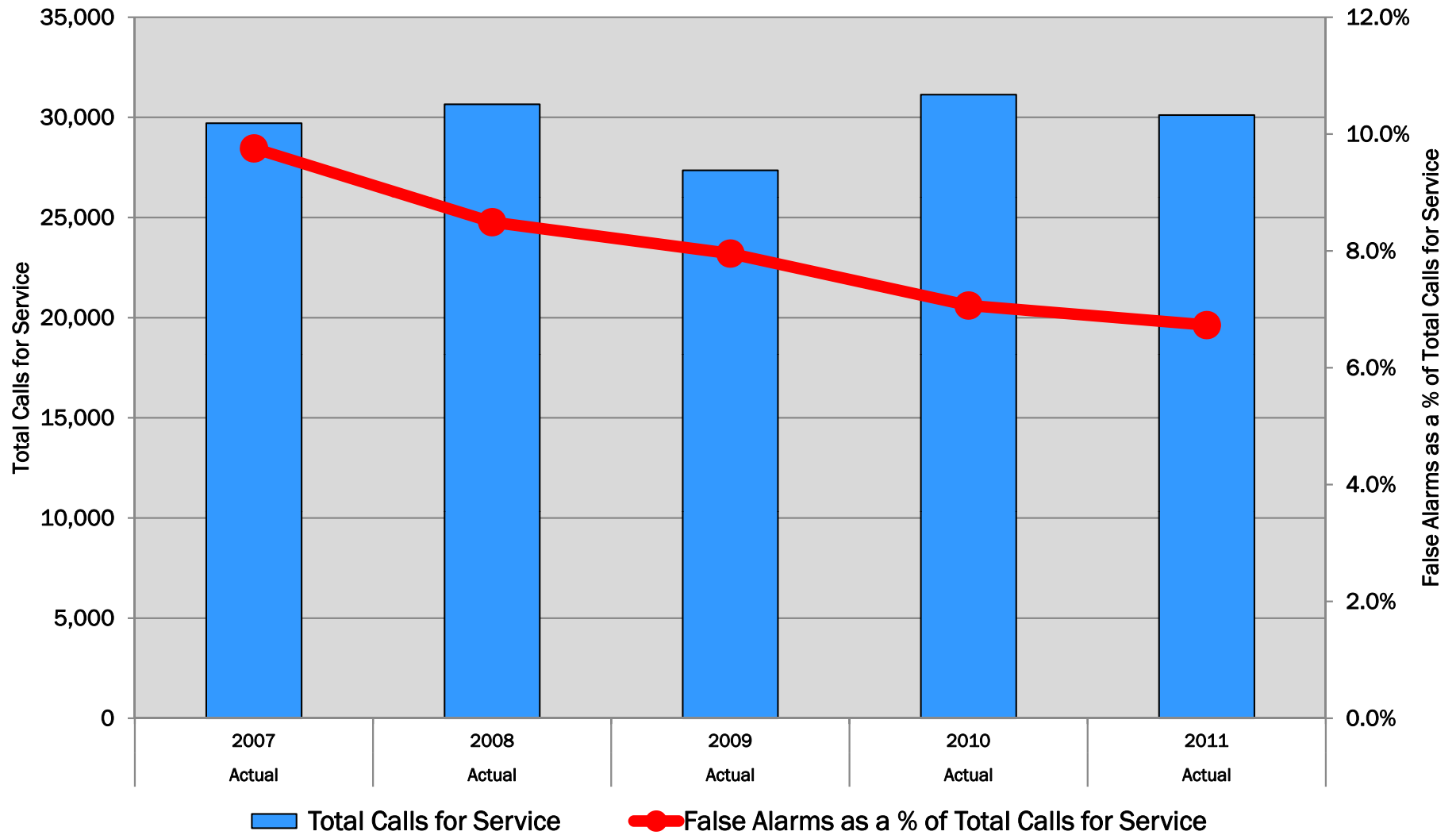
innovative *by* nature



- **False Alarm Ordinance**
- Radar Speed Signs
- Overtime Reductions
- Resident Satisfaction



OCSO TOTAL CALLS AND FALSE ALARM TRENDS



innovative *by* nature



- False Alarm Ordinance
- **Radar Speed Signs**
- Overtime Reductions
- Resident Satisfaction



RADAR SPEED SIGNS



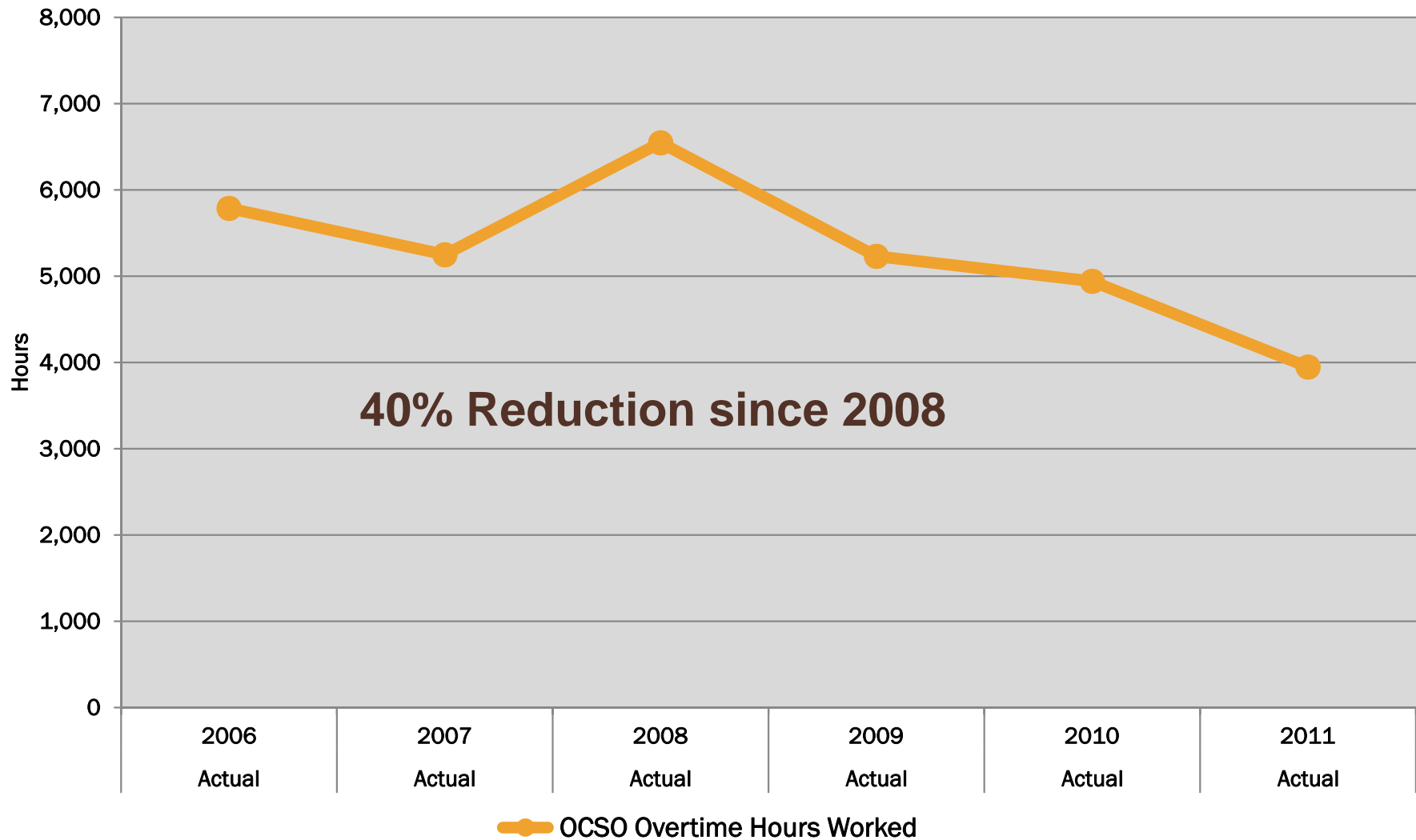
innovative *by* nature



- False Alarm Ordinance
- Radar Speed Signs
- **Overtime Reductions**
- Resident Satisfaction



OCSO OVERTIME HOURS TREND



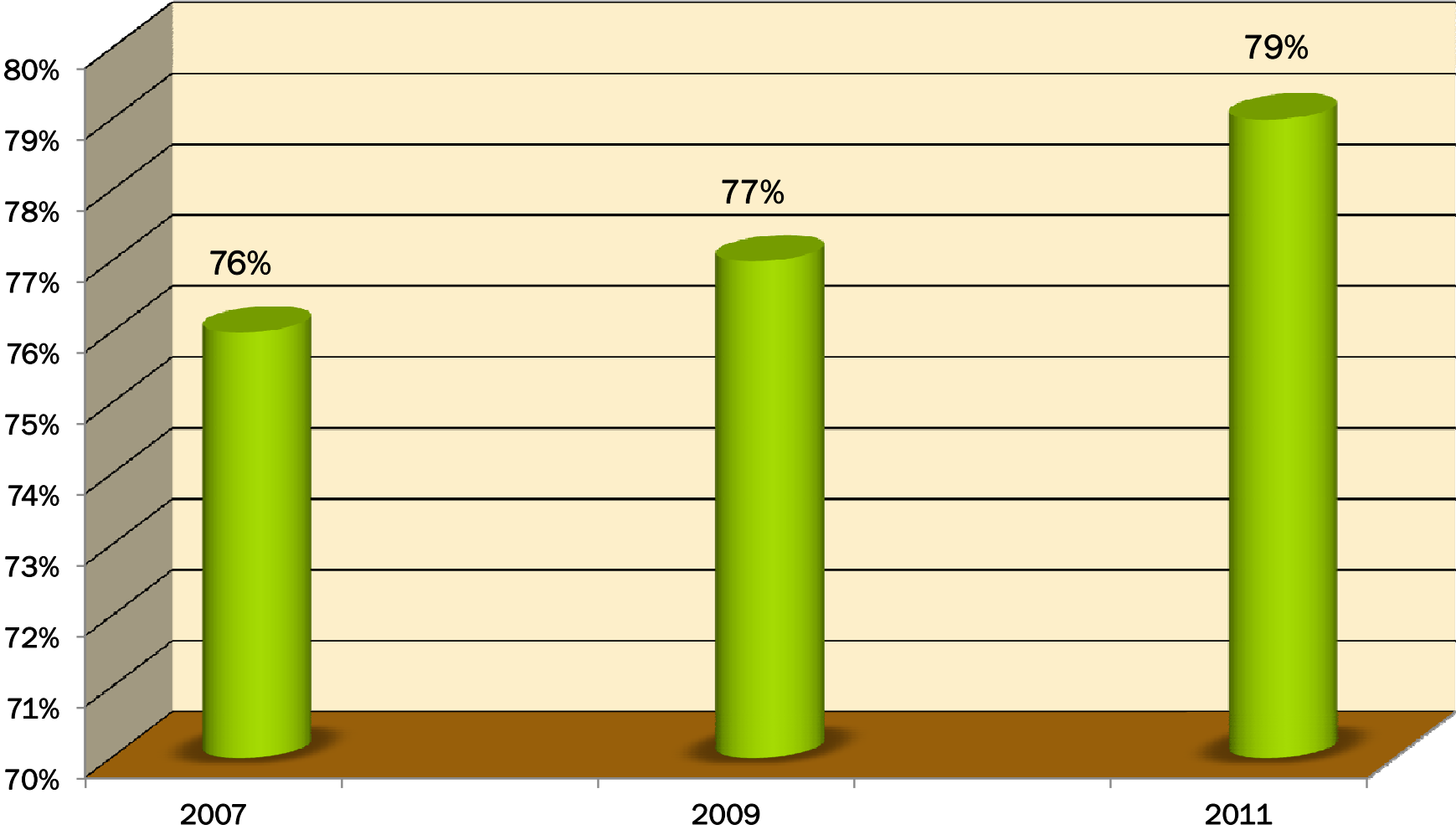
innovative *by* nature



- False Alarm Ordinance
- Radar Speed Signs
- Overtime Reductions
- **Resident Satisfaction**



RESIDENT SATISFACTION RATE



CROSSING GUARDS

There are no changes for FY 2013

Provides adult guidance for the safe flow of pedestrian students and vehicular traffic.

Budget Summary Report						
315 Crossing Guards Expenditures	2010 Audited Actual	2011 Audited Actual	2012 Amended Budget	2013 Proposed Budget	2014 Projected Budget	2015 Projected Budget
Personnel Services	\$ 54,829	\$ 53,340	\$ 51,000	\$ 50,560	\$ 50,560	\$ 50,560
Supplies	345	-	1,000	1,000	1,000	1,000
Professional Services	400	140	260	230	230	230
Other Services	-	-	-	-	-	-
TOTAL	\$ 55,574	\$ 53,480	\$ 52,260	\$ 51,790	\$ 51,790	\$ 51,790
<i>Per Capita</i>	\$ 0.81	\$ 0.78	\$ 0.74	\$ 0.73	\$ 0.73	\$ 0.73





**THANK YOU FOR YOUR SUPPORT OF
POLICE SERVICES**

