
CITY OF ROCHESTER HILLS

Mayor's
Office

Bryan K. Barnett, Mayor

DATE: January 25, 2010

TO: City Council

RE: Public Opinion Survey

I have pulled together some of the feedback provided specifically for discussion of 2009-0255. The information is provided solely for Council's benefit.

Part 2: Streets

Satisfaction with streets declines the further one gets away from his or her home. To wit, a combined 65% of respondents rate "their" street as excellent or good. That figure declines to 55% where neighborhood or subdivision streets are concerned. A combined 60% label major roads in Rochester Hills as *fair or poor*.

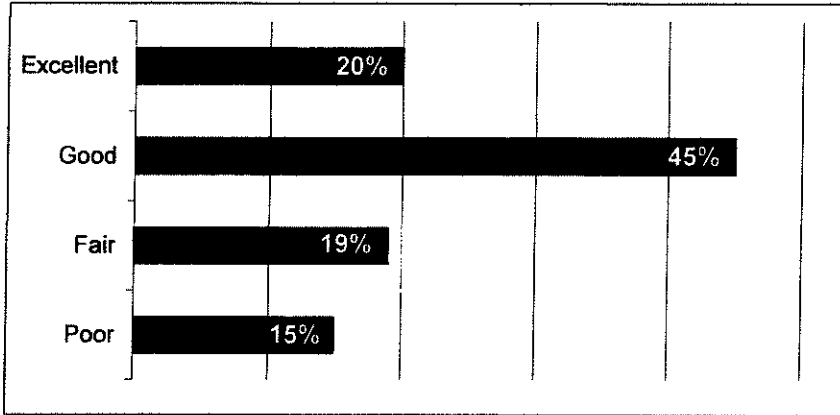
A weak majority (52%) is very/satisfied with routine street maintenance. That proportion increases to more than two-thirds (68%) where snow and ice removal is concerned.

As in our last snapshot, millages are preferred to special assessments for reconstructing paved streets (55%) and even moreso when funding long-term maintenance projects (64%).

83% say they are willing to pay some additional increment in property taxes to fund road improvements.

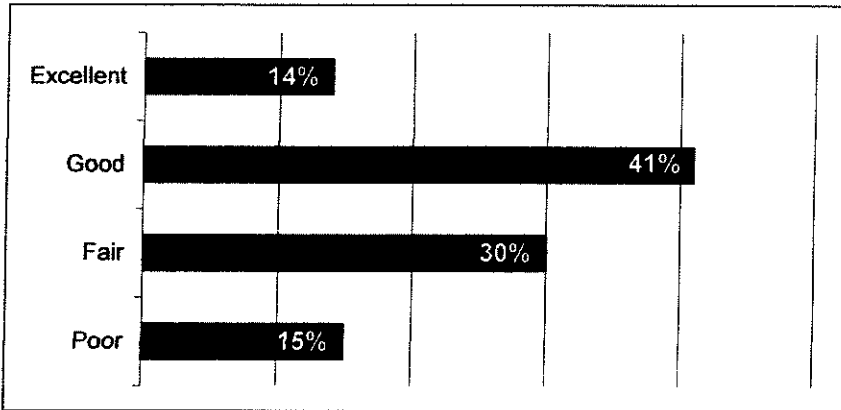
4. How would you rate the condition of the following?

a. The street in front of your home or apartment complex?




(n=335)

b. Streets in your neighborhood or subdivision?



(n=334)

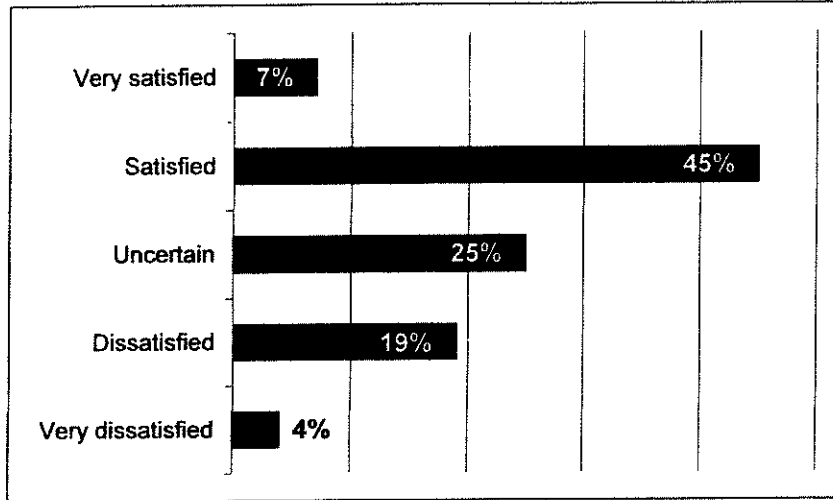
c. Major roads in Rochester Hills?



(n=334)


5. How would you rate routine maintenance on neighborhood and subdivision streets in the City?

(n=334)



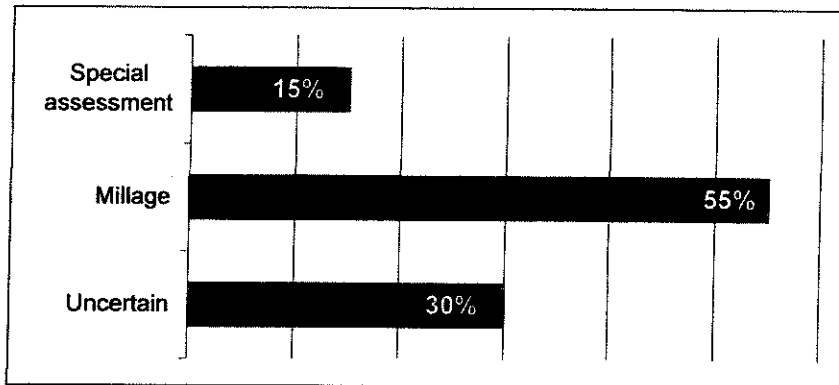
6. How would you rate snow and ice removal on neighborhood and subdivision streets in the City?

(n=333)

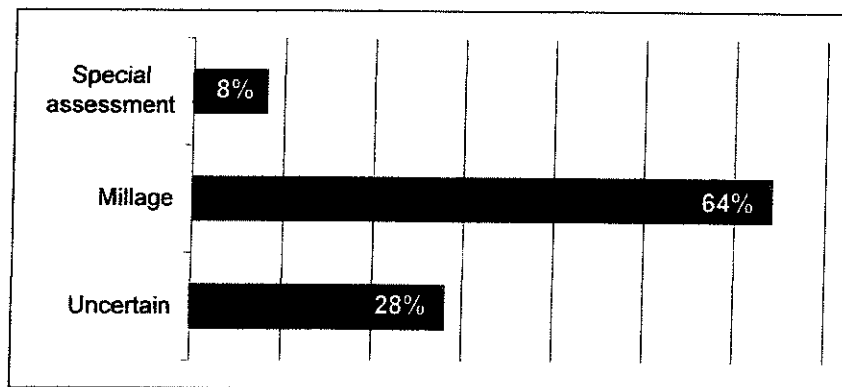


7. How should the following road improvements be funded? (n=326)

a. Reconstruction of paved streets



b. Long-term maintenance projects



Part 4: Police, Fire, EMS

Twelve percent of respondents had a reason to dial 911 during the past year, calling most often for police or EMS assistance.


Overall satisfaction is very high with both the Oakland County Sheriff's Department (77%), and the Rochester Hills Fire Department (71%).

The patterns differ, however, among users of the respective services. More than two-thirds (69%) of those having a fire or medical emergency say they are very satisfied with the RHF. Only 31% say the same about the OCSD, and 25% are very/dissatisfied. This is likely to be expected given the nature of the services they are asked to provide, respectively.


Support for increasing the police millages demonstrates very much the same split we observed in the last iteration of this survey: something like one-third of residents say "Yes" (35%) or "No" (39%), with 27% undecided. Given the margin of error, this is a toss-up.

That there are partisans on both sides is indicated by this year's follow-up questions. 57% of the "Yes" folks support an increase large enough to hire more patrol officers, while 49% of those saying "No" wish to cut police to match the revenue stream.

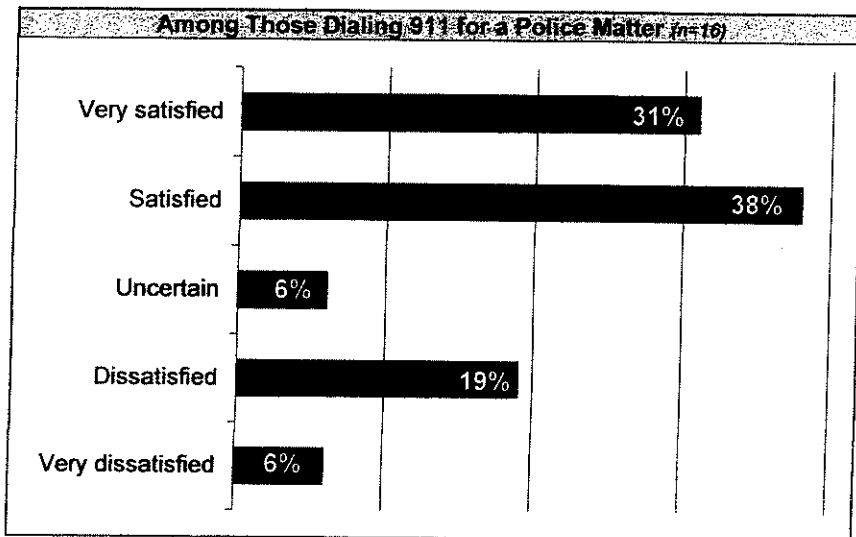
16. How would you rate the police protection provided by the Oakland County Sheriff's Department? (n=326)




17. How would you rate the fire protection provided by the Rochester Hills Fire Department? (n=324)



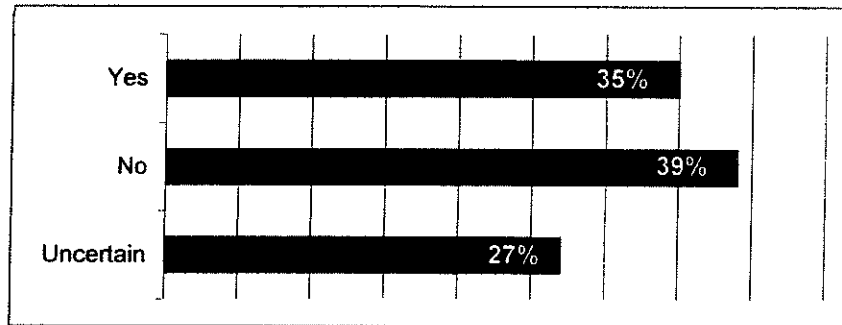
16. How would you rate the police protection provided by the Oakland County Sheriff's Department?



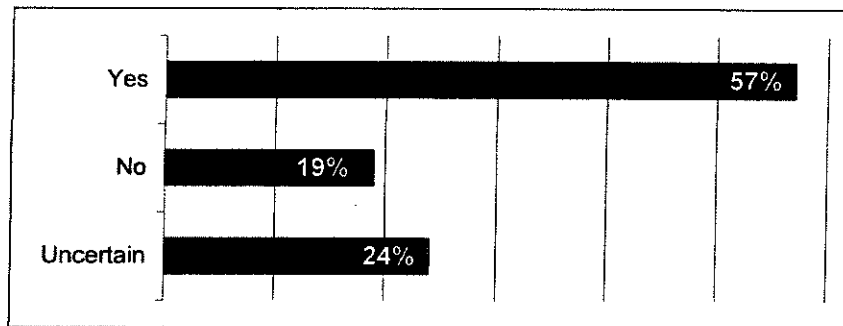
17. How would you rate the fire protection provided by the Rochester Hills Fire Department?



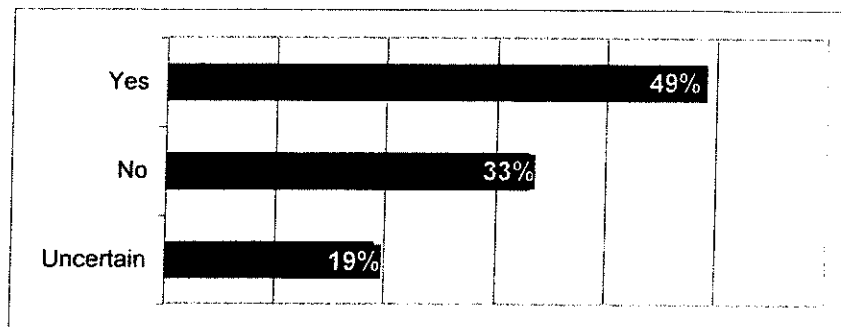
18. Would you support increasing our police millages...? (n=322)



If Yes, would you support an increase...large enough to achieve full funding and to hire additional patrol officers? (n=111)



If No, should the City reduce police services in line with revenues from our police millages? (n=113)



28. What would you say are the three most serious problems facing the City today? (n=311)

