







Speed Study
 On Sheldon Rd
 Between Mead Rd and Placid Ct
 Fronting Hse.#6210
 Count Point #60010

Speed Study
 On Sheldon Rd
 South of Hart Middle School
 Count Point #60000

Speed Study For Sheldon Rd Sec. 2



1 inch = 750 feet

-  Road Edge
-  TaxParcel
-  Count Point

